

ADVANCE COPY FOR USE IN
ORDNANCE OFFICE ONLY.
REGULAR DISTRIBUTION WILL
BE MADE BY YOUR LOCAL
ADJUTANT GENERAL OR
POST ADJUTANT.

TM 9-2200

WAR DEPARTMENT TECHNICAL MANUAL

Small Arms, Light Field Mortars and 20-mm Aircraft Guns

WAR DEPARTMENT, 11 OCTOBER 1943

★ RESTRICTED

★ Dissemination of restricted matter.—The information contained in restricted documents and the essential characteristics of restricted materiel may be given to any person known to be in the service of the United States and to persons of undoubted loyalty and discretion who are cooperating in Government work, but will not be communicated to the public or to the press except by authorized military public relations agencies. (See also par. 18 b, AR 380-5, 28 Sep 1942.)

WAR DEPARTMENT TECHNICAL MANUAL

*TM 9-2200

WAR DEPARTMENT
Washington 25, D. C. 4 October 1943

Small Arms, Light Field Mortars
and
20-mm Aircraft Guns

BY ORDER OF THE SECRETARY OF WAR
G. C. PARSELL,
Chief of Staff

UNITED STATES OF AMERICA
WAR OFFICE



WAR DEPARTMENT, 11 OCTOBER 1943

★ RESTRICTED

★ Dissemination of restricted matter.—The information contained in restricted documents and the essential characteristics of restricted materiel may be given to any person known to be in the service of the United States and to persons of undoubted loyalty and discretion who are cooperating in Government work, but will not be communicated to the public or to the press except by authorized military public relations agencies. (See also par. 18 b, AR 380-5, 28 Sep 1942.)

* This manual supersedes TM 9-2200, dated 12 June 1942.

WAR DEPARTMENT TECHNICAL MANUAL

TM 9-2200

WAR DEPARTMENT
Washington 25, D. C., 4 October 1943

TM 9-2200, Small Arms, Light Field Mortars and 20-mm Aircraft
Guns, is published for the information and guidance of all concerned.

[A.G. 300.7 (28 Aug 43)
O.O. 461/2775 Raritan Arsenal (R) (11 Oct 43)]

BY ORDER OF THE SECRETARY OF WAR:

G. C. MARSHALL,
Chief of Staff.

OFFICIAL:
J. A. ULIO,
*Major General,
The Adjutant General.*



DISTRIBUTION: C and H 9(4).

WAR DEPARTMENT 11 OCTOBER 1943

★ RESTRICTED ★

Small Arms, Light Field Mortars and 20-mm Aircraft Guns, is published for the information and guidance of all concerned. This manual is published for the information and guidance of all concerned. It is published for the information and guidance of all concerned. It is published for the information and guidance of all concerned.

WAR DEPARTMENT TECHNICAL MANUAL

CONTENTS

SECTION		Paragraphs	Pages
I.	Introduction	1- 3	2- 3
II.	Weapons	4- 54	4-110
III.	Mounts	55- 65	111-133
IV.	Pyrotechnic Projectors	66- 73	134-142
V.	Equipment	74- 99	143-174
VI.	Ammunition	100-149	175-255
VII.	Data	150-160	256-267
VIII.	References	161-162	268-273
INDEX		274-277

SMALL ARMS, LIGHT FIELD MORTARS, AND 20-MM AIRCRAFT GUNS

Section I

INTRODUCTION

	Paragraph
Purpose	1
Scope	2
Definition of technical terms	3

1. PURPOSE.

a. This Technical Manual is published for the information and guidance of all concerned.

2. SCOPE.

a. This manual is a compilation of the outstanding numerical data of the weapons, mounts, ammunition, and miscellaneous equipment which come under the jurisdiction of the Small Arms branches of the Ordnance Department.

(1) The essential averages of weights and measurements are given for each piece of equipment to the last significant figure. In addition, ballistic data and important characteristics are included in the tabulations. Types of ammunition used with each weapon are given in section II. The muzzle velocities of the ammunition are given in section VI.

(2) Detailed descriptions of the items of equipment or their functioning are not within the scope of this manual. In most instances such information is available in other War Department publications. Proper references are made in section VIII to sources, of such information.

b. This manual also contains engineering data considered to be of general interest. Explanations of the formulas used are provided where necessary.

c. Suggestions regarding changes or additional data should be forwarded through proper channels to the office of the Chief of Ordnance. Such action is encouraged in order that a succeeding edition may be as complete and accurate as possible.

3. DEFINITION OF TECHNICAL TERMS.

a. A few of the tabulated items may require a short definition to insure their proper meaning.

INTRODUCTION

(1) SEAR RELEASE. This refers to the pressure applied to the sear which is necessary to release the firing pin (machine guns only).

(2) COMMAND. This is the distance the bore of a weapon (zero elevation) is raised above the surrounding terrain.

(3) BASE OF BULLET TO ORIGIN OF RIFLING. This figure when added to the length of rifling gives total travel of the bullet in the bore.

Pistol, Cal. 45
 Pistol, automatic, cal. 45, M1911A1
 Revolvers, Cal. 45
 Revolver, Colt, cal. 45, M1917
 Revolver, Smith and Wesson, cal. 45, M1917
 Carbine, Cal. 30
 Carbine, cal. 30, M1
 Carbine, cal. 30, M1A1
 Rifle, Cal. 30
 Rifle, U. S., cal. 30, M1
 Rifle, Remington, cal. 30, model 310, target
 Rifle, Stevens, cal. 30, model 410, target
 Rifle, Winchester, cal. 30, model 30, target
 Rifle, Cal. 30
 Rifle, U. S., cal. 30, M1
 Rifle, U. S., cal. 30, M1900
 Rifle, U. S., cal. 30, M1903A1
 Rifle, U. S., cal. 30, M1903A3
 Rifle, U. S., cal. 30, M1903A4 (sporter)
 Rifle, U. S., cal. 30, M1919
 Automatic Rifle
 Rifle, automatic, cal. 30, Browning, M1918A2
 Shotguns, 12 Gauge
 Shotgun, 12-gauge, model 37, 12 gauge
 Shotgun, Remington, model 11A, 12 gauge
 Shotgun, Remington, type 760, 12 gauge
 Shotgun, Remington, model 31, 12 gauge
 Shotgun, Stevens, model 730, 12 gauge
 Shotgun, Stevens, model 830-A or model 830-30, 12 gauge
 Shotgun, Wadsworth, model 12, 12 gauge
 Shotgun, Winchester, model 97, 12 gauge

SMALL ARMS, LIGHT FIELD MORTARS, AND 20-MM AIRCRAFT GUNS

Section II

WEAPONS

Paragraph

PISTOL, CAL. .45:

Pistol, automatic, cal. .45, M1911A1 4

REVOLVERS, CAL. .45:

Revolver, Colt, cal. .45, M1917 5

Revolver, Smith and Wesson, cal. .45, M1917 6

CARBINES, CAL. .30:

Carbine, cal. .30, M1 7

Carbine, cal. .30, M1A1 8

RIFLES, CAL. .22:

Rifle, U. S., cal. .22, M2 9

Rifle, Remington, cal. .22, model 513, target 10

Rifle, Stevens, cal. .22, model 416-2, target 11

Rifle, Winchester, cal. .22, model 75, target 12

RIFLES, CAL. .30:

Rifle, U. S., cal. .30, M1 13

Rifle, U. S., cal. .30, M1903 14

Rifle, U. S., cal. .30, M1903A1 15

Rifle, U. S., cal. .30, M1903A3 16

Rifle, U. S., cal. .30, M1903A4 (snipers) 17

Rifle, U. S., cal. .30, M1917 18

AUTOMATIC RIFLE:

Rifle, automatic, cal. .30, Browning, M1918A2 19

SHOTGUNS, 12 GAGE:

Shotgun, Ithaca, model 37, 12 gage 20

Shotgun, Remington, model 11A, 12 gage 21

Shotgun, Remington, sportsman, 12 gage 22

Shotgun, Remington, model 31, 12 gage 23

Shotgun, Savage, model 720, 12 gage 24

Shotgun, Stevens, model 620-A or model 520-30, 12 gage 25

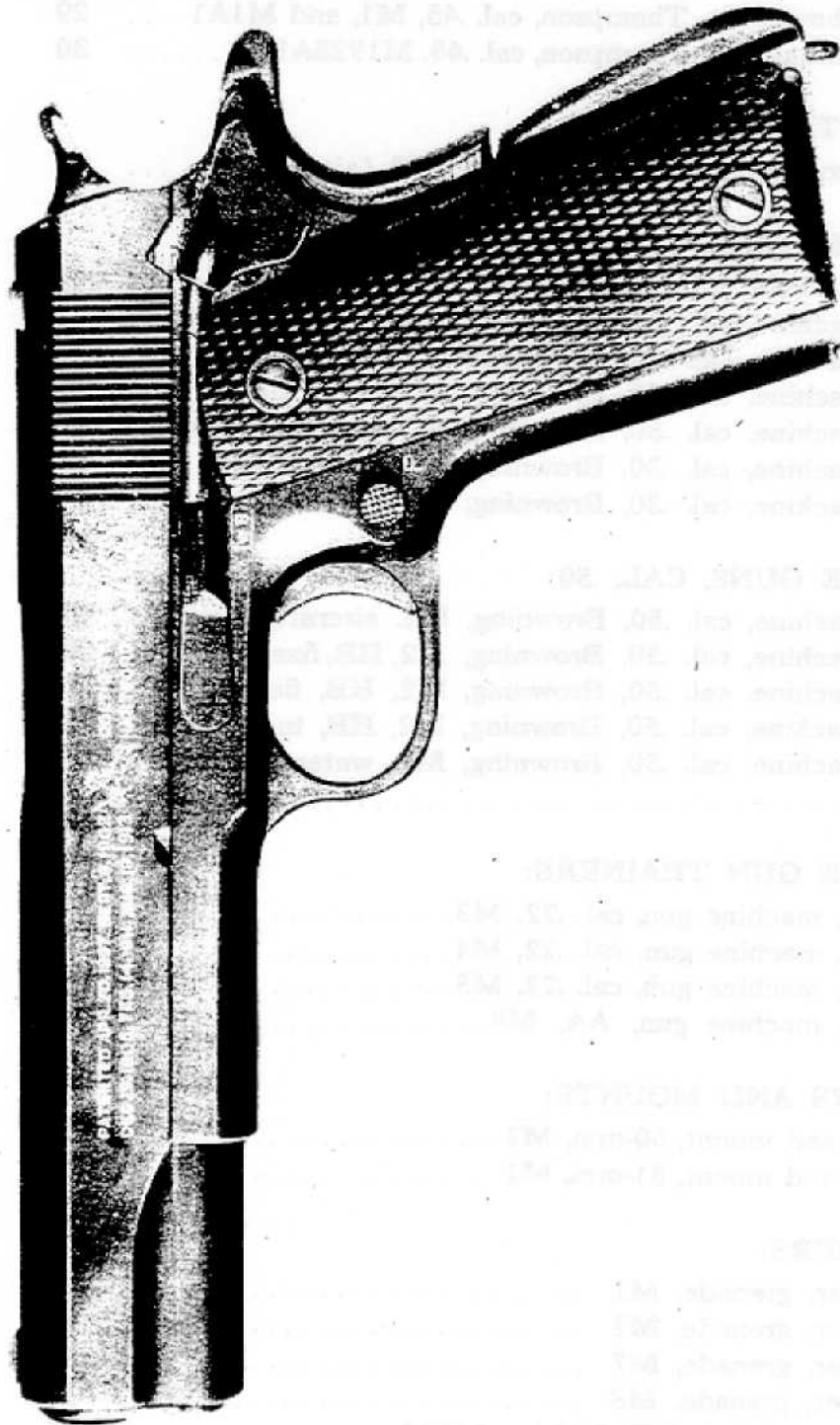
Shotgun, Winchester, model 12, 12 gage 26

Shotgun, Winchester, model 97, 12 gage 27

WEAPONS

	Paragraph
SUBMACHINE GUNS:	
Gun, submachine, cal. .45, M3	28
Gun, submachine, Thompson, cal. .45, M1, and M1A1	29
Gun, submachine, Thompson, cal. .45, M1928A1	30
AUTOMATIC GUN, 20-MM:	
Gun, automatic, 20-mm, M1 and AN-M2 (aircraft)	31
MACHINE GUNS, CAL. .30:	
Gun, machine, cal. .30, Browning, aircraft, M2, fixed	32
Gun, machine, cal. .30, Browning, aircraft, M2, flexible ..	33
Gun, machine, cal. .30, Browning, M1917A1	34
Gun, machine, cal. .30, Browning, M1919A4, fixed	35
Gun, machine, cal. .30, Browning, M1919A4, flexible	36
Gun, machine, cal. .30, Browning, M1919A5, fixed	37
Gun, machine, cal. .30, Browning, M1919A6	38
MACHINE GUNS, CAL. .50:	
Gun, machine, cal. .50, Browning, M2, aircraft, basic	39
Gun, machine, cal. .50, Browning, M2, HB, fixed	40
Gun, machine, cal. .50, Browning, M2, HB, flexible	41
Gun, machine, cal. .50, Browning, M2, HB, turret type	42
Gun, machine, cal. .50, Browning, M2, water-cooled, flexible	43
MACHINE GUN TRAINERS:	
Trainer, machine gun, cal. .22, M3	44
Trainer, machine gun, cal. .22, M4	45
Trainer, machine gun, cal. .22, M5	46
Trainer, machine gun, AA, M9	47
MORTARS AND MOUNTS:	
Mortar and mount, 60-mm, M2	48
Mortar and mount, 81-mm, M1	49
LAUNCHERS:	
Launcher, grenade, M1	50
Launcher, grenade, M2	51
Launcher, grenade, M7	52
Launcher, grenade, M8	53
Launcher, rocket, A.T. 2.36-in., M1A1	54

SMALL ARMS, LIGHT FIELD MORTARS, AND 20-MM AIRCRAFT GUNS



RA PD 69789

Figure 1—Pistol, Automatic, Cal. .45, M1911A1

WEAPONS

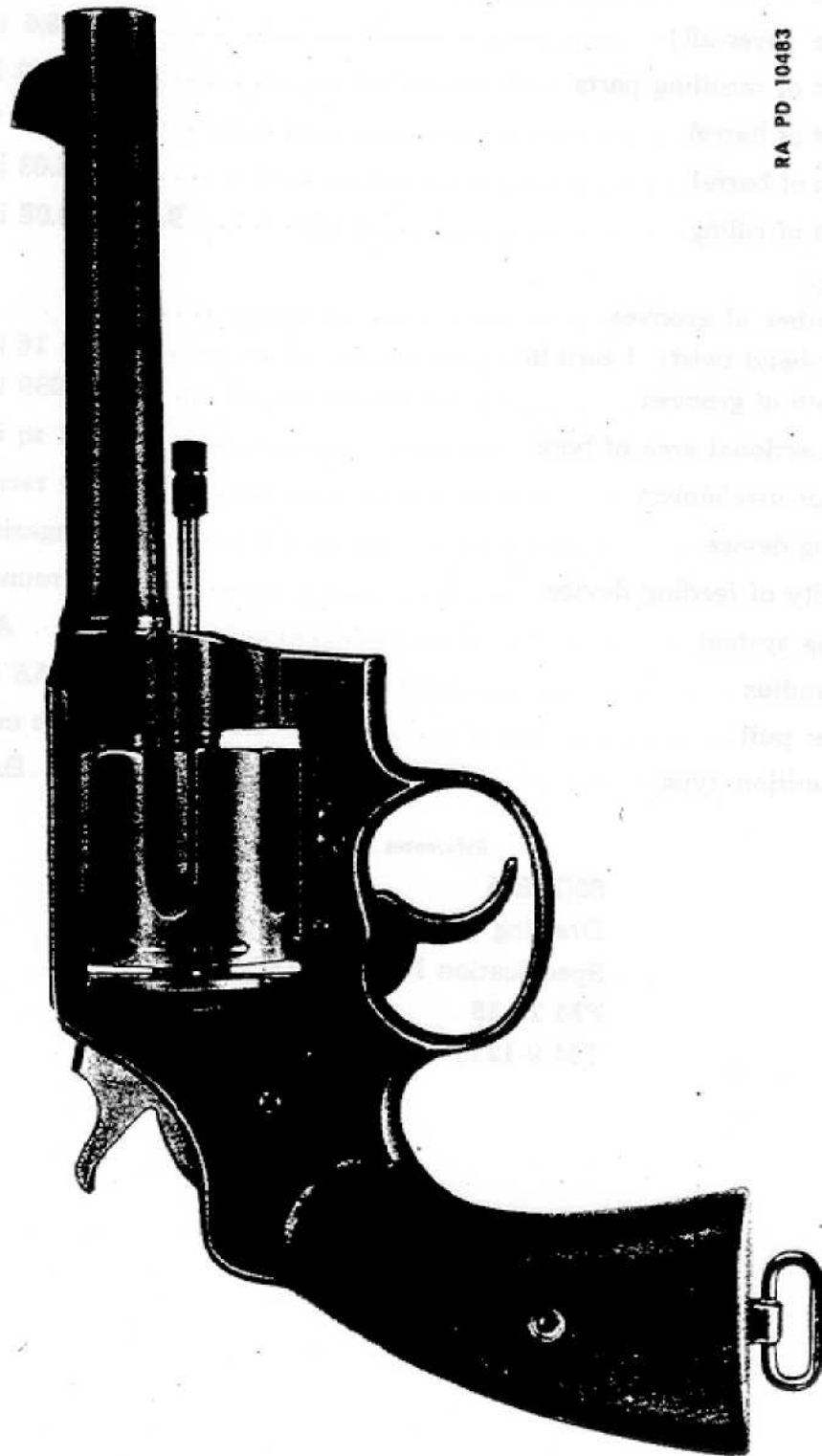
4. PISTOL, AUTOMATIC, CAL. .45, M1911A1.

Weight	2.44 lb
Length (over-all)	8.6 in.
Weight of recoiling parts	1.12 lb
Weight of barrel	0.20 lb
Length of barrel	5.03 in.
Length of rifling	9.2 cal; 4.08 in.
Rifling:	
Number of grooves	6
Left-hand twist: 1 turn in	36 cal; 16 in.
Depth of grooves	0.0039 in.
Cross-sectional area of bore	0.1581 sq in.
Type of mechanism	Short recoil
Feeding device	Magazine
Capacity of feeding device	7 rounds
Cooling system	Air
Sight radius	6.5 in.
Trigger pull	6.5 lb max; 5.5 lb min
Ammunition type	Ball

References

SNL B-6
Drawing No. 42-8
Specification No. 52-3-1B
FM 23-35
TM 9-1295

SMALL ARMS, LIGHT FIELD MORTARS, AND 20-MM AIRCRAFT GUNS



RA PD 10483

Figure 2—Revolver, Colt, Cal. .45, M1917

WEAPONS

5. REVOLVER, COLT, CAL. .45, M1917.

Weight	2.5 lb
Length (over-all)	10.8 in.
Barrel:	
Length	5.5 in.
Diameter of bore	0.445 in.
Diameter of rifling	0.452 in.
Rifling:	
Number of grooves	6
Width of grooves	0.156 in.
Depth of grooves	0.0035 in.
Twist: 1 turn in	16 in.
Lands, width	0.073 in.
Cylinder	
Length	1.595 in.
Diameter	1.695 in.
Chambers	6
Diameter of chambers	0.4795 in. max; 0.473 in. min
Front sight above axis of bore	0.732 in.
Trigger pull	5 to 6.5 lb
Ammunition type	Ball

References

SNL B-7
Drawing No. 42-11-1
Specification No. 52-3-10
FM 23-36
TM 9-1295

SMALL ARMS, LIGHT FIELD MORTARS, AND 20-MM AIRCRAFT GUNS



RA PD 2512

Figure 3—Revolver, Smith & Wesson, Cal. .45, M1917—Left Side View

WEAPONS

6. REVOLVER, SMITH AND WESSON, CAL. .45, M1917.

Weight	2.25 lb
Length (over-all)	10.8 in.
Barrel:	
Length	5.5 in.
Diameter of bore	0.445 in.
Rifling:	
Number of grooves	6
Width of grooves	0.157 in.
Depth of grooves	0.003 in.
Twist: 1 turn in	14.66 in.
Lands, width	0.075 in.
Cylinder	
Length	1.537 in.
Diameter	1.708 in.
Chambers	6
Diameter of chambers	0.480 in. max; 0.4795 in. min
Front sight above axis of bore	0.794 in.
Trigger pull	5 to 6.5 lb
Ammunition type	Ball

References

SNL B-7


Drawing No. 36-1-62

Specification No. 52-3-10

FM 23-36

TM 9-1295

SMALL ARMS, LIGHT FIELD MORTARS, AND 20-MM AIRCRAFT GUNS



RA PD 9886

Left Side View -- With Sling



RA PD 9885

Right Side View

Figure 4—Carbine, Cal. .30, M1

WEAPONS

7. CARBINE, CAL. .30, M1.

Weight	5.2 lb
Length (over-all)	35.6 in.
Length of barrel	18 in.
Length of rifling	55.7 cal; 16.77 in.
Rifling:	
Number of grooves	4
Right-hand twist: 1 turn in	66.6 cal; 20 in.
Depth of grooves	0.0040 in.
Cross-sectional area of bore	0.0740 sq in.
Type of mechanism	Gas-operated; semiautomatic
Feeding device	Magazine
Capacity of feeding device	15 rounds
Rate of fire	Semiautomatic
Cooling	Air
Sight	L-type or adjustable rear type
Sight radius	21.4 in.
Trigger pull	6 lb max; 4 lb min
Ammunition type	Ball

NOTE: The L-type sight has ranges of 100 and 300 yards only, and has no adjustments for windage. The adjustable rear sight has ranges from 100 to 300 yards in increments of 50 yards, and can be corrected for windage.

References

SNL B-28
 Drawing No. 42-36
 Specification No. AXS-639
 FM 23-7
 TM 9-1276

SMALL ARMS, LIGHT FIELD MORTARS, AND 20-MM AIRCRAFT GUNS

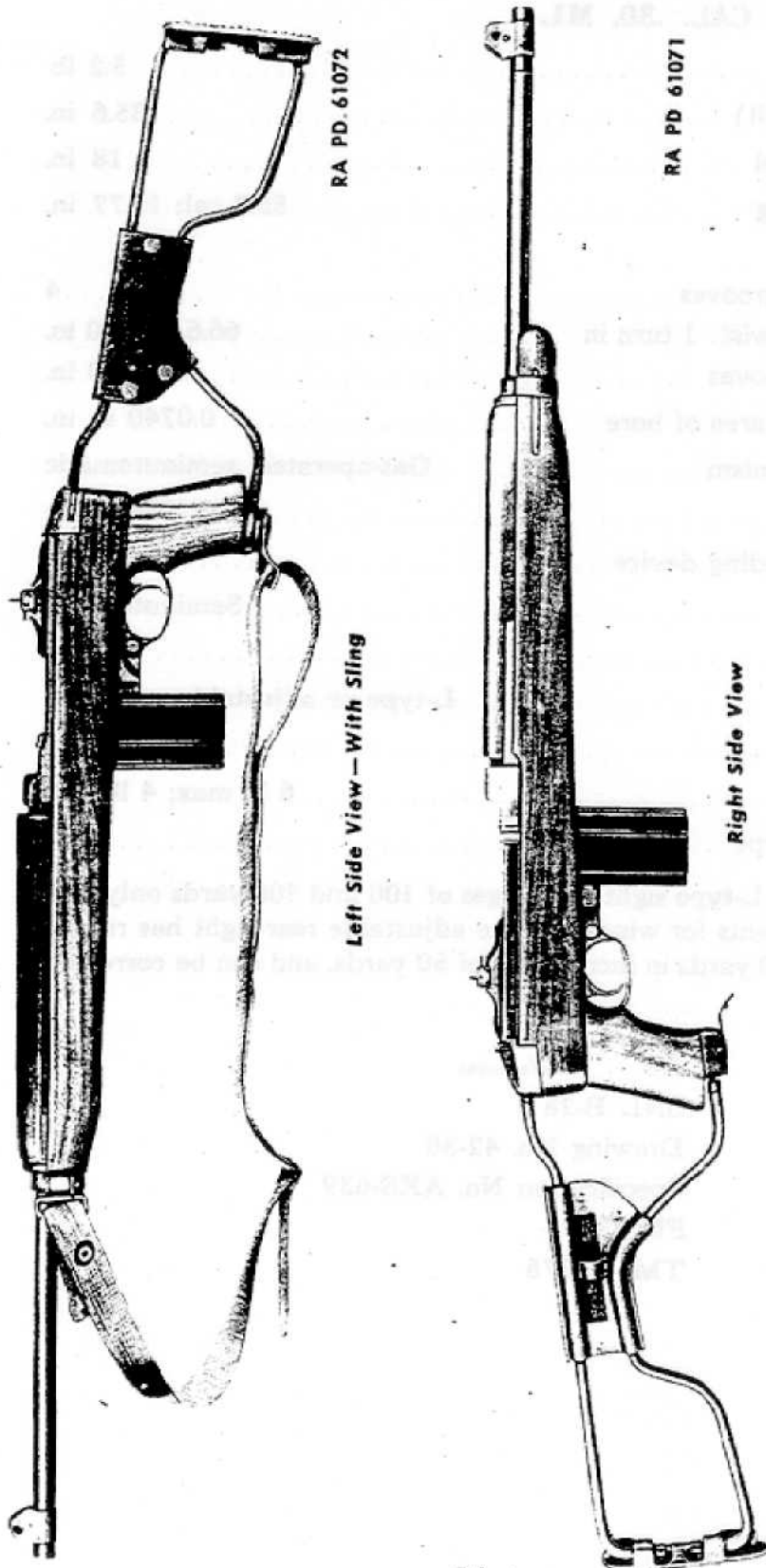


Figure 5—Carbine, Cal. .30, M1A1

WEAPONS

8. CARBINE, CAL. .30, M1A1.

Weight with sling	5.4 lb
Length (over-all)	
Stock extended	35.5 in.
Stock folded	25.4 in.
Length of barrel	18 in.
Length of rifling	55.7 cal; 16.77 in.
Rifling:	
Number of grooves	4
Right-hand twist: 1 turn in	66.6 cal; 20 in.
Depth of grooves	0.0040 in.
Cross-sectional area of bore	0.0740 sq in.
Type of mechanism	Gas-operated; semiautomatic
Feeding device	Magazine
Capacity of feeding device	15 rounds
Rate of fire	Semiautomatic
Cooling system	Air
Sight	L-type or adjustable rear type
Sight radius	21.4 in.
Trigger pull	6 lb max; 4 lb min
Ammunition type	Ball

NOTE: The L-type sight has ranges of 100 and 300 yards only, and has no adjustments for windage. The adjustable rear sight has ranges from 100 to 300 yards in increments of 50 yards, and can be corrected for windage.

References

SNL B-28

Drawing No. 42-41-1

Specification No. AXS-639 Rev. 6

SMALL ARMS, LIGHT FIELD MORTARS, AND 20-MM AIRCRAFT GUNS

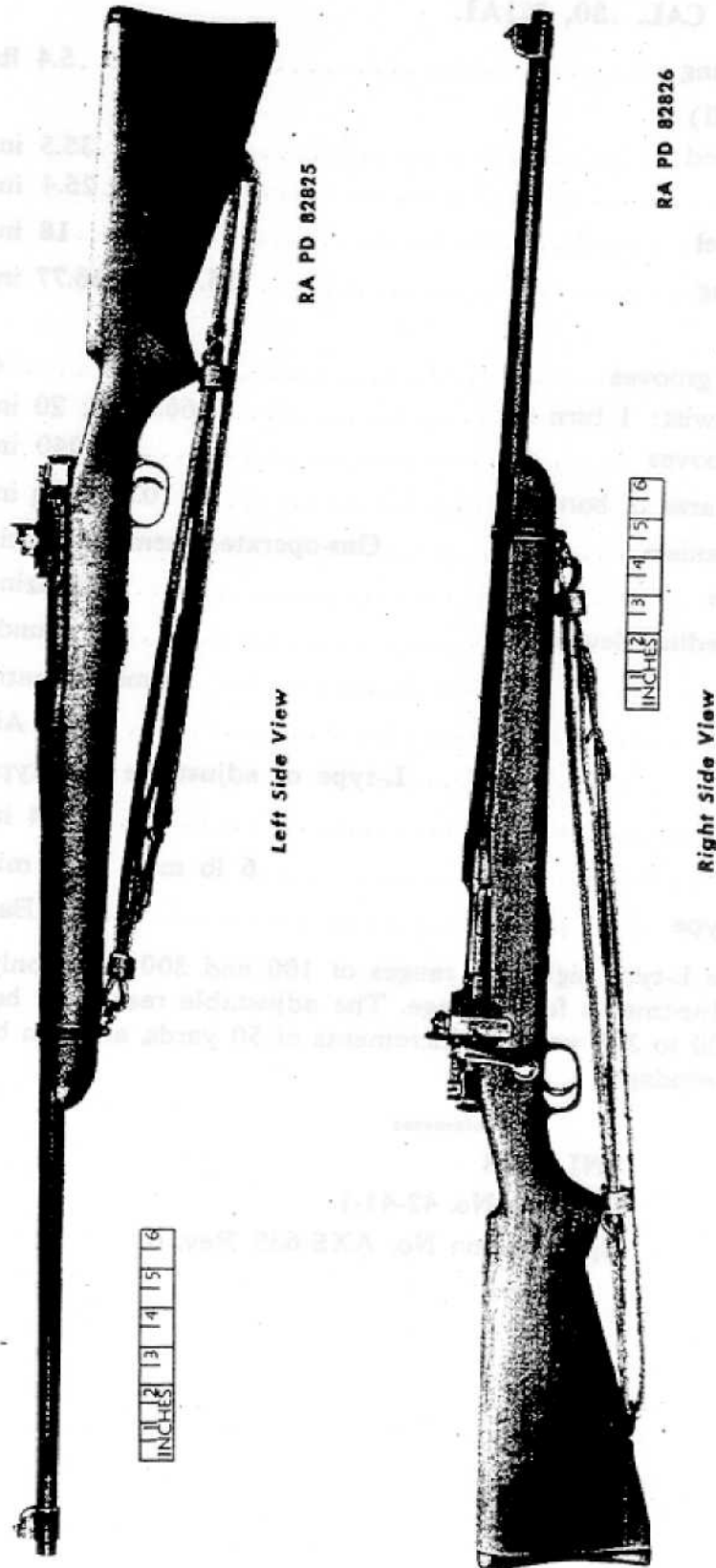


Figure 6—Rifle, U. S. Cal. .22, M2, With Sling M1907

WEAPONS

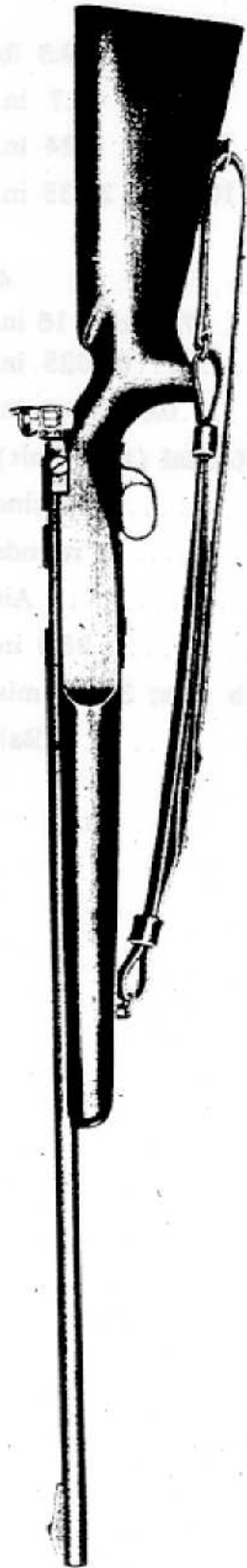
9. RIFLE, U. S., CAL. .22, M2.

Weight with sling	9.3 lb
Length (over-all)	43.7 in.
Length of barrel	24 in.
Length of rifling	107 cal; 23.35 in.
Rifling:	
Number of grooves	4
Right-hand twist: 1 turn in	73.4 cal; 16 in.
Depth of grooves	0.0025 in.
Cross-sectional area of bore	0.0383 sq in.
Type of mechanism	Manual (turn bolt)
Feeding device	Magazine
Capacity of feeding device	5 rounds
Cooling system	Air
Sight radius	28.4 in.
Trigger pull	5 lb max; 3.5 lb min
Ammunition type—cal. .22, long rifle (commercial)	Ball

References


- SNL B-17
- Drawing No. 42-23
- Specification No. 52-1-22A
- TM 9-280
- TM 9-1280

SMALL ARMS, LIGHT FIELD MORTARS, AND 20-MM AIRCRAFT GUNS



Left Side View

RA PD 50609



Right Side View

RA PD 50610

Figure 7—Rifle, Cal. .22, Remington, Model 513, Target

WEAPONS

10. RIFLE, REMINGTON, CAL. .22, MODEL 513, TARGET.

Weight	8.2 lb
Length (over-all)	45 in.
Length of barrel	27 in.
Rifling:	
Number of grooves	6
Right-hand twist: 1 turn in	73.4 cal; 16 in.
Depth of grooves	0.0025 in.
Cross-sectional area of bore	0.0383 sq in.
Type of mechanism	Manual (turn bolt)
Feeding device	Clip
Capacity of feeding device	6 rounds
Cooling system	Air
Sight radius	33.4 in.
Trigger pull	6 lb max; 4 lb min
Ammunition type—cal. 22, long rifle (commercial)	Ball

References

SNL B-25

Drawing No. 42-30-1

Specification No. AXS-740

SMALL ARMS, LIGHT FIELD MORTARS, AND 20-MM AIRCRAFT GUNS

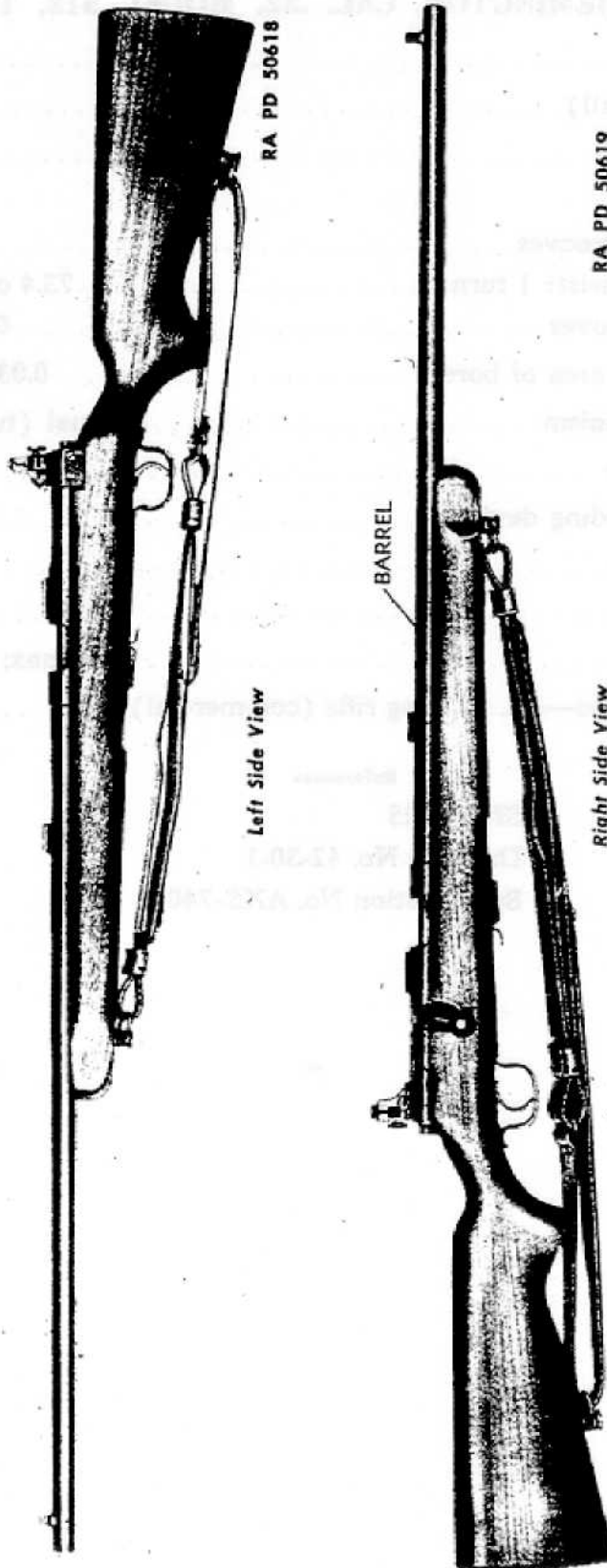


Figure 8—Rifle, Cal. .22, Stevens, Model 416-2, Target

WEAPONS

11. RIFLE, STEVENS, CAL. .22, MODEL 416-2, TARGET.

Weight	8.7 lb
Length (over-all)	45.8 in.
Length of barrel	26.12 in.
Rifling:	
Number of grooves	6
Right-hand twist: 1 turn in	73.4 cal; 16 in.
Depth of grooves	0.0025 in.
Cross-sectional area of bore	0.0383 sq in.
Type of mechanism	Manual (turn bolt)
Feeding device	Clip
Capacity of feeding device	5 rounds
Cooling system	Air
Sight radius	32.8 in.
Trigger pull	6 lb max; 4 lb min
Ammunition type—cal. .22, long rifle (commercial)	Ball

References

SNL B-25

Drawing No. 42-28-1

Specification No. AXS-740

SMALL ARMS, LIGHT FIELD MORTARS, AND 20-MM AIRCRAFT GUNS




Figure 9 — Rifle, Cal. .22, Winchester, Model 75, Target

WEAPONS

12. RIFLE, WINCHESTER, CAL. .22, MODEL 75, TARGET.

Weight	7.9 lb
Length (over-all)	45 in.
Length of barrel	28.12 in.
Rifling:	
Number of grooves	6
Right-hand twist: 1 turn in	73.4 cal; 16 in.
Depth of grooves	0.0025 in.
Cross-sectional area of bore	0.0383 sq in.
Type of mechanism	Manual (turn bolt)
Feeding device	Clip
Capacity of feeding device	5 rounds
Cooling system	Air
Sight radius	32.8 in.
Trigger pull6 lb max; 4 lb min
Ammunition type—cal. .22, long rifle (commercial)	Ball

References

SNL B-25

Drawing No. 42-29-1

Specification No. AXS-740

SMALL ARMS, LIGHT FIELD MORTARS, AND 20-MM AIRCRAFT GUNS

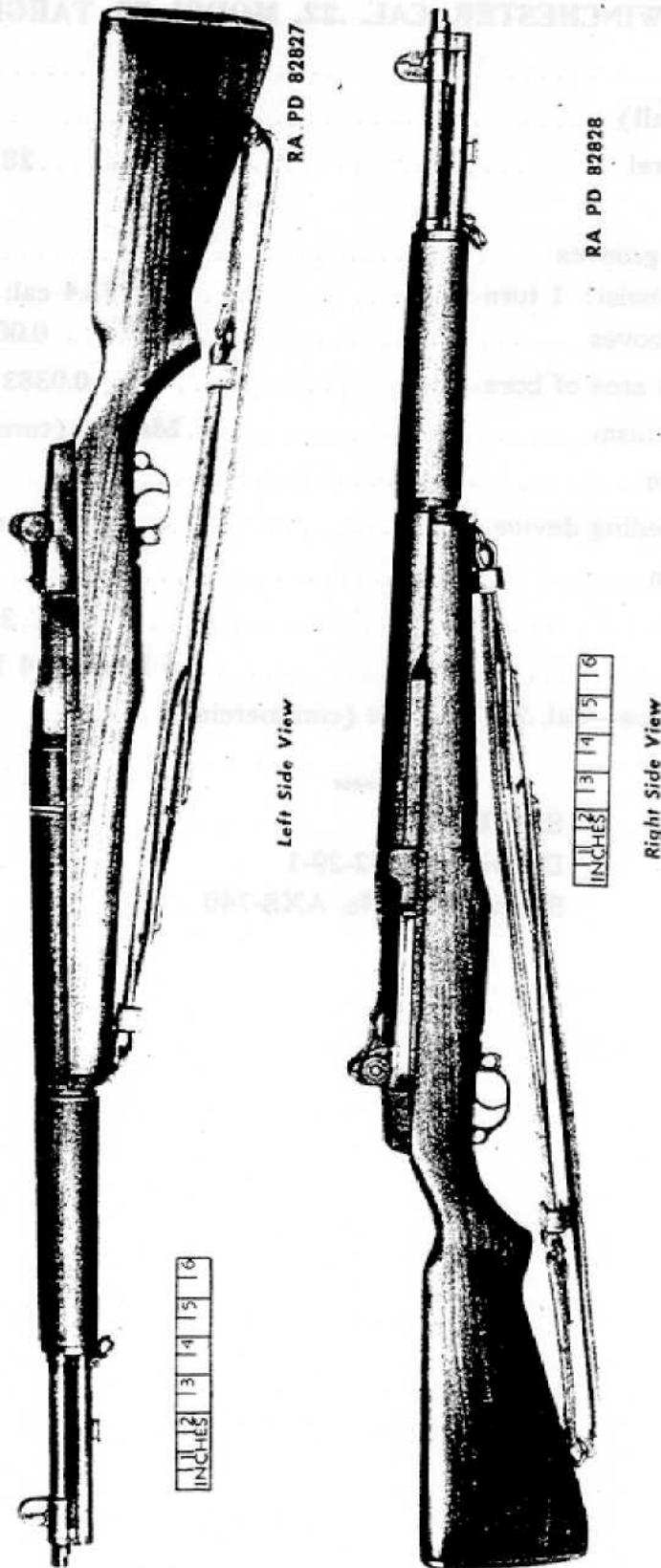


Figure 10—Rifle, U. S., Cal. .30, M1 With Sling M1907

WEAPONS

13. RIFLE, U. S., CAL. .30, M1.

Weight with Sling M1907 (leather)	10.3 lb
Weight complete with Bayonet M1 and Sling M1907	11.2 lb
Length (over-all)	43.6 in.
Length (over-all) with Bayonet M1	53.4 in.
Length of barrel	24 in.
Length of rifling	70.8 cal; 21.30 in.
Rifling:	
Number of grooves	2 or 4
Right-hand twist: 1 turn in	33.3 cal; 10 in.
Depth of grooves	0.0040 in.
Cross-sectional area of bore	0.0740 sq in.
Type of mechanism	Gas-operated; semiautomatic
Feeding device	Clip
Capacity of feeding device	8 rounds
Rate of fire	Semiautomatic
Cooling system	Air
Sight radius	For 100-yd range, 27.9 in.
Trigger pull	7.5 lb max; 4.5 lb min
Ammunition types	Ball; AP; tracer

NOTE: Gun Sling M1 (web) may also be used with this rifle.

References

SNL B-21
 Drawing No. 42-24
 Specification No. SXS-37
 FM 23-5
 TM 9-1275

SMALL ARMS, LIGHT FIELD MORTARS, AND 20-MM AIRCRAFT GUNS


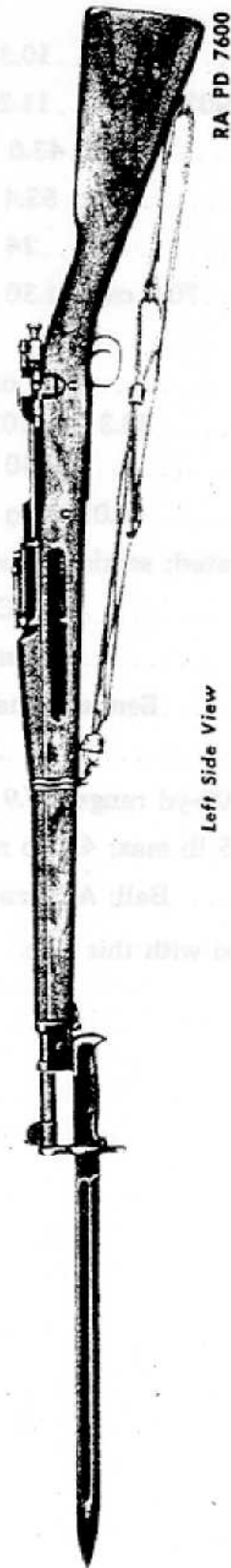


Figure 11—Rifle, U. S., Cal. .30, M1903 With Bayonet M1 and Sling M1907

WEAPONS

14. RIFLE, U. S., CAL. .30, M1903.

Weight with Sling M1907 (leather)	9 lb
Weight without sling	8.4 lb
Weight complete with Bayonet M1 and Sling M1907	9.9 lb
Length (over-all)	43.5 in.
Length (over-all) with Bayonet M1	53.3 in.
Length of barrel	24 in.
Length of rifling	70.7 cal; 21.28 in.
Rifling:	
Number of grooves	2 or 4
Right-hand twist: 1 turn in	33.3 cal; 10 in.
Depth of grooves	0.0040 in.
Cross-sectional area of bore	0.0740 sq in.
Type of mechanism	Manual (turn bolt)
Feeding device	Clip
Capacity of feeding device	5 rounds
Cooling system	Air
Sight radius	21.1 in.
Sight radius battle sight	21.6 in.
Trigger pull	5 lb max; 4 lb min
Ammunition types	Ball; AP; tracer

NOTE: This rifle has a straight-type stock, which has been replaced with a pistol grip stock for the Rifle, U. S., cal. .30, M1903A1. Otherwise, the two rifles are identical. The Gun Sling M1 (web) may also be used with this rifle.

References

SNL B-3
 Drawing No. 42-2
 Specification No. 52-1-1
 FM 23-10
 TM 9-1270

SMALL ARMS, LIGHT FIELD MORTARS, AND 20-MM AIRCRAFT GUNS

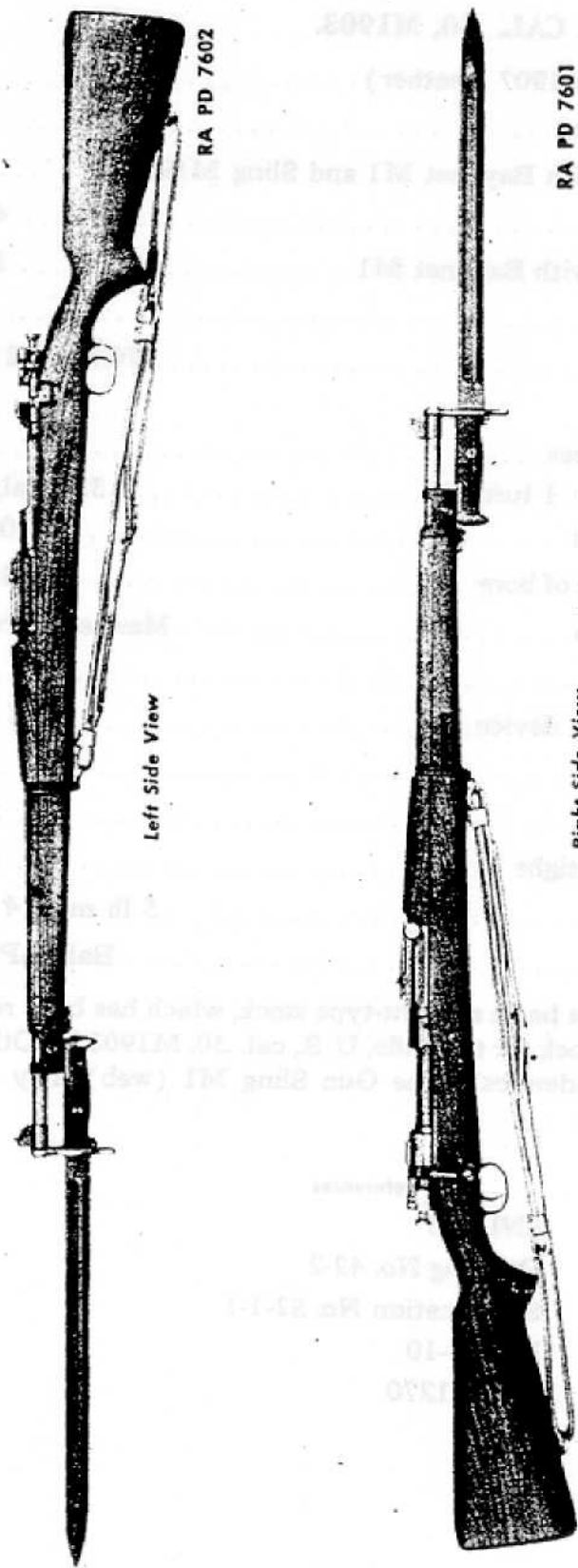


Figure 12—Rifle, U. S., Cal. .30, M1903A1 With Bayonet M1 and Sling M1907

WEAPONS

15. RIFLE, U. S., CAL. .30, M1903A1.

Weight with Sling M1907 (leather)	9.0 lb
Weight without sling	8.4 lb
Weight complete with Bayonet M1 and Sling M1907	9.9 lb
Length (over-all)	43.5 in.
Length (over-all) with Bayonet M1	53.3 in.
Length of barrel	24 in.
Length of rifling	70.7 cal; 21.28 in.
Rifling:	
Number of grooves	2 or 4
Right-hand twist: 1 turn in	33.3 cal; 10 in.
Depth of grooves	0.0040 in.
Cross-sectional area of bore	0.0740 sq in.
Type of mechanism	Manual (turn bolt)
Feeding device	Clip
Capacity of feeding device	5 rounds
Cooling system	Air
Sight radius	21.1 in.
Sight radius, battle sight	21.6 in.
Trigger pull	5 lb max; 4 lb min
Ammunition types	Ball; AP; tracer

NOTE: This rifle has a pistol grip stock and a leaf-type sight; while the Rifle, U. S., cal. .30, M1903A3, has a ramp-type sight mounted on the bridge of the receiver, and no pistol grip. Otherwise, the two rifles are identical. The Gun Sling M1 (web) may also be used with this rifle.

References

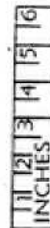
SNL B-3
 Drawing No. 42-2
 Specification No. 52-1-1
 FM 23-10
 TM 9-1270

SMALL ARMS, LIGHT FIELD MORTARS, AND 20-MM AIRCRAFT GUNS



RA PD 82829

Left Side View



RA PD 82830

Right Side View

Figure 13—Rifle, U. S., Cal. .30, M1903A3 With Sling M1907

WEAPONS

16. RIFLE, U. S., CAL. .30, M1903A3.


Weight with Sling M1907 (leather)	9.0 lb
Weight complete with Bayonet M1 and Sling M1907	9.9 lb
Length (over-all)	43.5 in.
Length (over-all) with Bayonet M1	53.3 in.
Length of barrel	24 in.
Length of rifling	70.7 cal; 21.28 in.
Rifling:	
Number of grooves	2 or 4
Right-hand twist: 1 turn in	33.3 cal; 10 in.
Depth of grooves	0.0040 in.
Cross-sectional area of bore	0.0740 sq in.
Type of mechanism	Manual (turn bolt)
Feeding device	Clip
Capacity of feeding device	5 rounds
Cooling system	Air
Sight radius	For 200 yd, 27.8 in.
	For 800 yd, 28.4 in.
Trigger pull	6 lb max; 4 lb min
Ammunition types	Ball; AP; tracer

NOTE: This rifle has a ramp-type sight mounted on the bridge of the receiver and has no pistol grip; while the Rifle, U. S., cal. .30, M1903A1, has a pistol grip stock and a leaf-type sight. Otherwise, the two rifles are identical. The Gun Sling M1 (web) may also be used with this rifle.

References


SNL B-3
 Drawing No. 42-42-1A
 Specification No. AXS-782
 TM 9-1270

SMALL ARMS, LIGHT FIELD MORTARS, AND 20-MM AIRCRAFT GUNS



RA PD 69625

Figure 14—Rifle, U. S., Cal. .30, M1903A4 (Snipers) (with Weaver #330C Telescope Sight)—
Left Side View



RA PD 82824

Figure 15—Rifle, U. S., Cal. .30, M1903A4 (Snipers) and Sling M1907 (with Lyman Alaskan (M738B1)
Telescope Sight)—Right Side View

WEAPONS

17. RIFLE, U. S., CAL. .30, M1903A4 (SNIPERS).

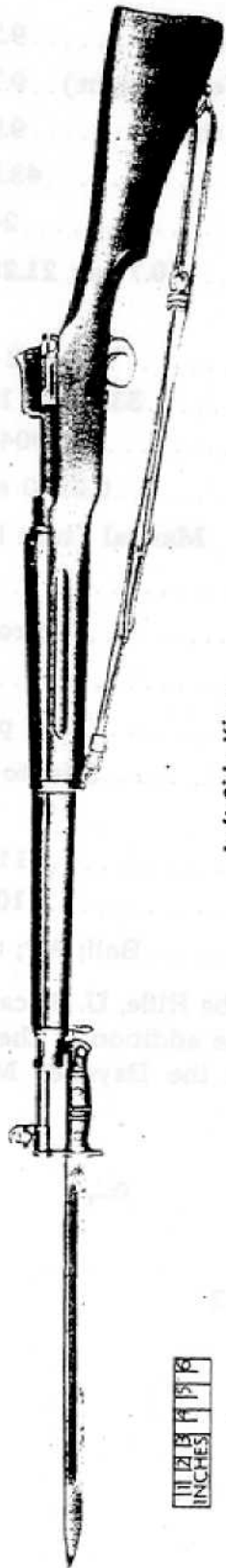
Weight with Sling M1907 (leather) (without sight)	9.2 lb
Weight with Sling M1907 (with Model 330C Weaver sight)	9.7 lb
Weight with Sling M1907 (with Lyman Alaskan sight)	9.9 lb
Length (over-all)	43.5 in.
Length of barrel	24 in.
Length of rifling	70.7 cal; 21.28 in.
Rifling:	
Number of grooves	2 or 4
Right-hand twist: 1 turn in	33.3 cal; 10 in.
Depth of grooves	0.0040 in.
Cross-sectional area of bore	0.0740 sq in.
Type of mechanism	Manual (turn bolt)
Feeding device	Clip
Capacity of feeding device	5 rounds
Cooling system	Air
Sight magnification	2½ power
Eye relief	3 in. to 5 in.
Length of sight:	
Weaver sight	11.0 in.
Lyman Alaskan sight	10.9 in.
Ammunition types	Ball; AP; tracer

NOTE: This rifle has the characteristics of the Rifle, U. S., cal. .30, M1903A1, and M1903A3, modified only by the addition of the telescopic sight. The Gun Sling M1 (web) and the Bayonet M1 or M1905 may also be used with this rifle.

References


- SNL B-3
- Drawing No. 42-49-1A
- Specification No. AXS-782
- TM 9-270
- TM 9-1270

SMALL ARMS, LIGHT FIELD MORTARS, AND 20-MM AIRCRAFT GUNS



Left Side View

RA PD 82831



Right Side View

RA PD 82832

Figure 16—Rifle, U. S., Cal. .30, M1917, with Bayonet M1917 and Sling M1907

WEAPONS

18. RIFLE, U. S., CAL. .30, M1917.

Weight with Sling M1907	10.56 lb
Weight with Bayonet M1917 and Sling M1907	11.66 lb
Length (over-all)	46.3 in.
Length (over-all) with Bayonet M1917	63.4 in.
Length of barrel	26 in.
Length of rifling	23.3 in.
Rifling:	
Number of grooves	5
Left-hand twist: 1 turn in	10 in.
Depth of grooves	0.0050 in.
Cross-sectional area of bore	0.0740 sq in.
Type of mechanism	Manual (turn bolt)
Feeding device	Clip
Capacity of feeding device	5
Cooling	Air
Sight radius	31.7 in.
Trigger pull	6.5 lb max; 4.5 lb min
Ammunition types	Ball; AP; tracer

References

SNL B-4

Drawing No. 42-10

FM 23-6

SMALL ARMS, LIGHT FIELD MORTARS, AND 20-MM AIRCRAFT GUNS

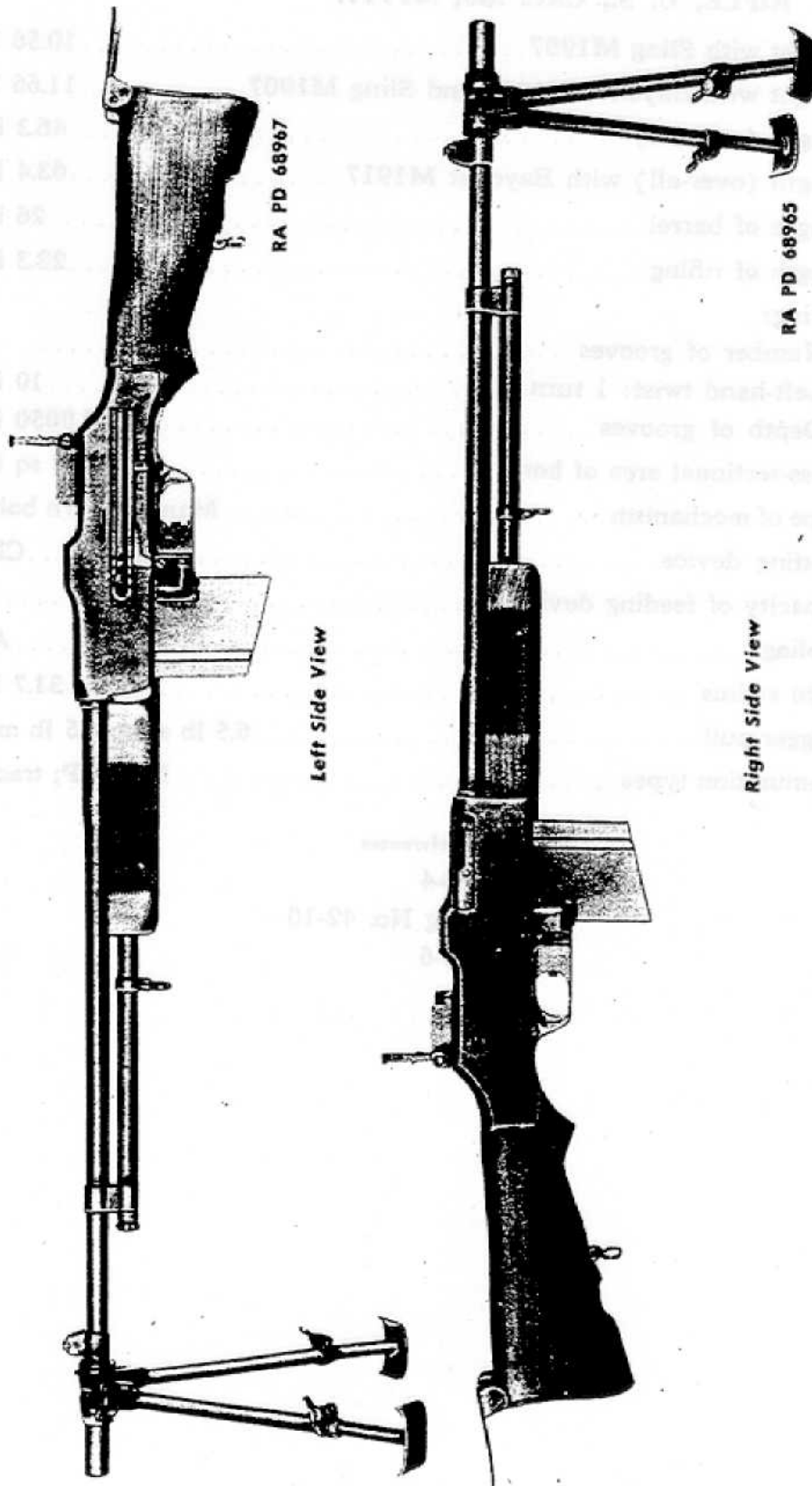


Figure 17—Rifle, Automatic, Cal. .30, Browning, M1918A2

WEAPONS


19. RIFLE, AUTOMATIC, CAL. .30, BROWNING, M1918A2.

Weight, complete with bipod and magazine	19.4 lb
Weight, less bipod	17 lb
Weight, bipod	2.4 lb
Weight, magazine	0.5 lb
Length	47.8 in.
Weight of moving parts	2.25 lb
Weight of barrel	3.65 lb
Length of barrel	24.07 in.
Length of rifling	71.1 cal; 21.41 in.
Rifling:	
Number of grooves	4
Right-hand twist: 1 turn in	33.3 cal; 10 in.
Depth of grooves	0.0040 in.
Cross-sectional area of bore	0.0740 sq in.
Type of mechanism	Gas-operated
Feeding device	Magazine
Capacity of feeding device	20 rounds
Rate of fire	500 to 600 rounds per min (fast automatic)
	300 to 350 rounds per min (slow automatic)
Cooling system	Air
Sight radius	31.1 in.
Maximum command	14.5 in.
Trigger pull	10 lb max; 6 lb min
Ammunition types	Ball; AP; tracer

References

- SNL A-4
- Drawing No. 51-102
- Specification No. 52-2-1A
- FM 23-15
- FM 23-20
- TM 9-1211

SMALL ARMS, LIGHT FIELD MORTARS, AND 20-MM AIRCRAFT GUNS



RA PD 40543

RA PD 40542

Figure 18—Shotgun, Ithaca, Model 37, 12 Gage—Trap Type

WEAPONS

20. SHOTGUN, ITHACA, MODEL 37, 12 GAGE.

Weight with 20-in. barrel (approx.)	6 lb
Weight with 26-in. barrel (approx.)	6.2 lb
Weight with 30-in. barrel (approx.)	6.6 lb
Length (over-all) with 20-in. barrel	40 in.
Length (over-all) with 26-in. barrel	46 in.
Length (over-all) with 30-in. barrel	50 in.
Length and type of barrel for:	
Riot use	20 in.
Guard use	20 or 26 in.
Skeet shooting	26 in.
Trap shooting	30 in.
Bore	12-gage
Cross-sectional area of bore	0.4174 sq in. (at breech end)
Type of mechanism	Manual (pump)
Shell capacity	4 in magazine 1 in chamber
Cooling system	Air
Trigger pull	8 lb max; 4 lb min
Ammunition types	No. 00 buckshot No. 8 chilled shot

References

SNL B-9

Drawing: No ordnance drawing
(commercial item)

Specification No. 52-18-1

TM 9-285

TM 9-1285

SMALL ARMS, LIGHT FIELD MORTARS, AND 20-MM AIRCRAFT GUNS

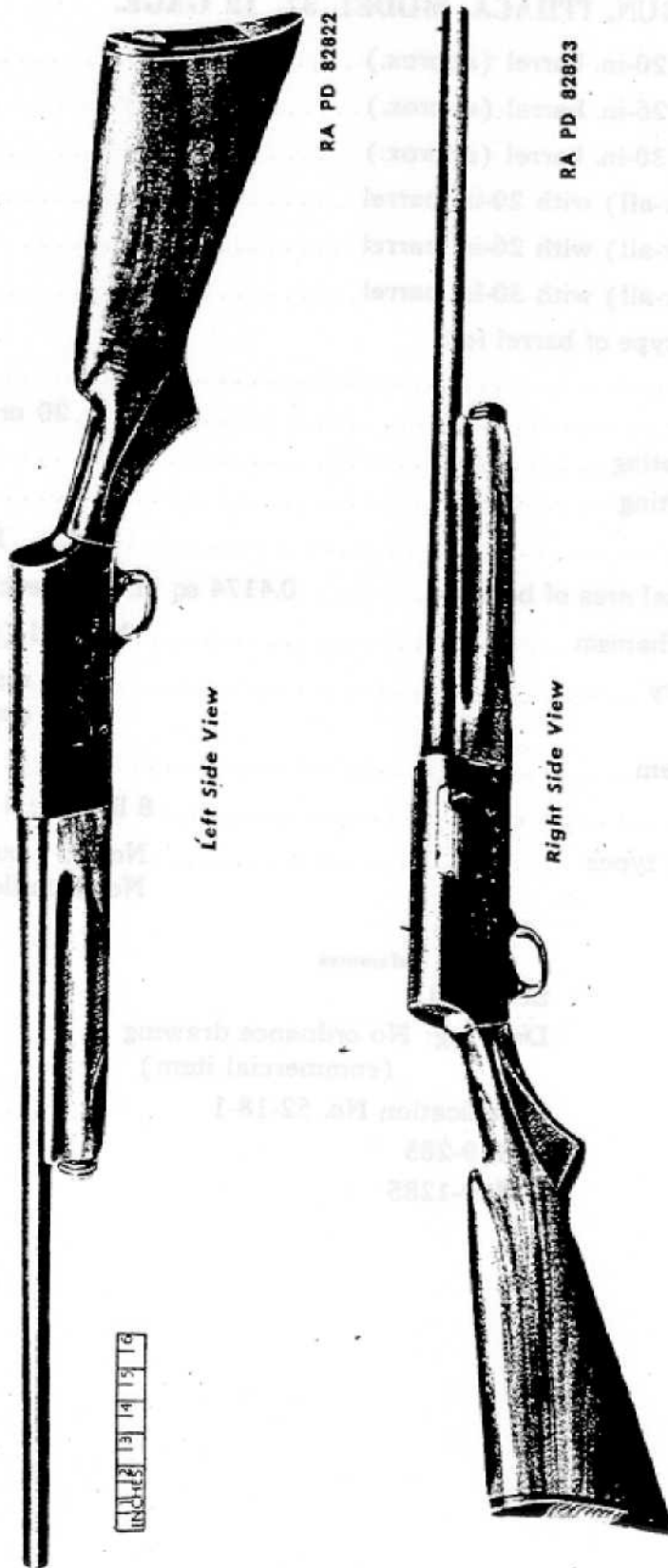


Figure 19—Shotgun, Remington, Model 11A, 12 Gage—Skeet Type

WEAPONS

21. SHOTGUN, REMINGTON, MODEL 11A, 12 GAGE.

Weight with 20-in. barrel (approx.)	7.8 lb
Weight with 26-in. barrel (approx.)	8 lb
Weight with 28-in. barrel (approx.)	8.2 lb
Length (over-all) with 20-in. barrel	41 in.
Length (over-all) with 26-in. barrel	47 in.
Length (over-all) with 28-in. barrel	49 in.
Length and type of barrel for:	
Riot use	20 in.
Guard use	20 or 26 in.
Skeet shooting	26 in.
Trap shooting	28 in.
Bore	12-gage
Cross-sectional area of bore	0.4174 sq in. (at breech end)
Type of mechanism	Auto-loading
Shell capacity	4 in magazine 1 in chamber
Cooling system	Air
Trigger pull	8 lb max; 4 lb min
Ammunition types	No. 00 buckshot No. 8 chilled shot

References

- SNL B-9
- Drawing: No ordnance drawing
(commercial item)
- Specification No. 52-18-1
- TM 9-285
- TM 9-1285

SMALL ARMS, LIGHT FIELD MORTARS, AND 20-MM AIRCRAFT GUNS




Figure 20—Shotgun, Remington, Sportsman, 12 Gage

WEAPONS

22. SHOTGUN, REMINGTON, SPORTSMAN, 12 GAGE.

Weight with 20-in. barrel (approx.)	8.2 lb
Weight with 26-in. barrel (approx.)	8.5 lb
Weight with 28-in. barrel (approx.)	8.8 lb
Length (over-all) with 20-in. barrel	41 in.
Length (over-all) with 26-in. barrel	47 in.
Length (over-all) with 28-in. barrel	51 in.
Length and type of barrel for:	
Riot use	20 in.
Guard use	20 or 26 in.
Skeet shooting	26 in.
Trap shooting	28 in.
Bore	12-gage
Cross-sectional area of bore	0.4174 sq in. (at breech end)
Type of mechanism	Auto-loading
Shell capacity	2 in magazine 1 in chamber
Cooling system	Air
Trigger pull	8 lb max; 4 lb min
Ammunition types	No. 00 buckshot No. 8 chilled shot

References

SNL B-9

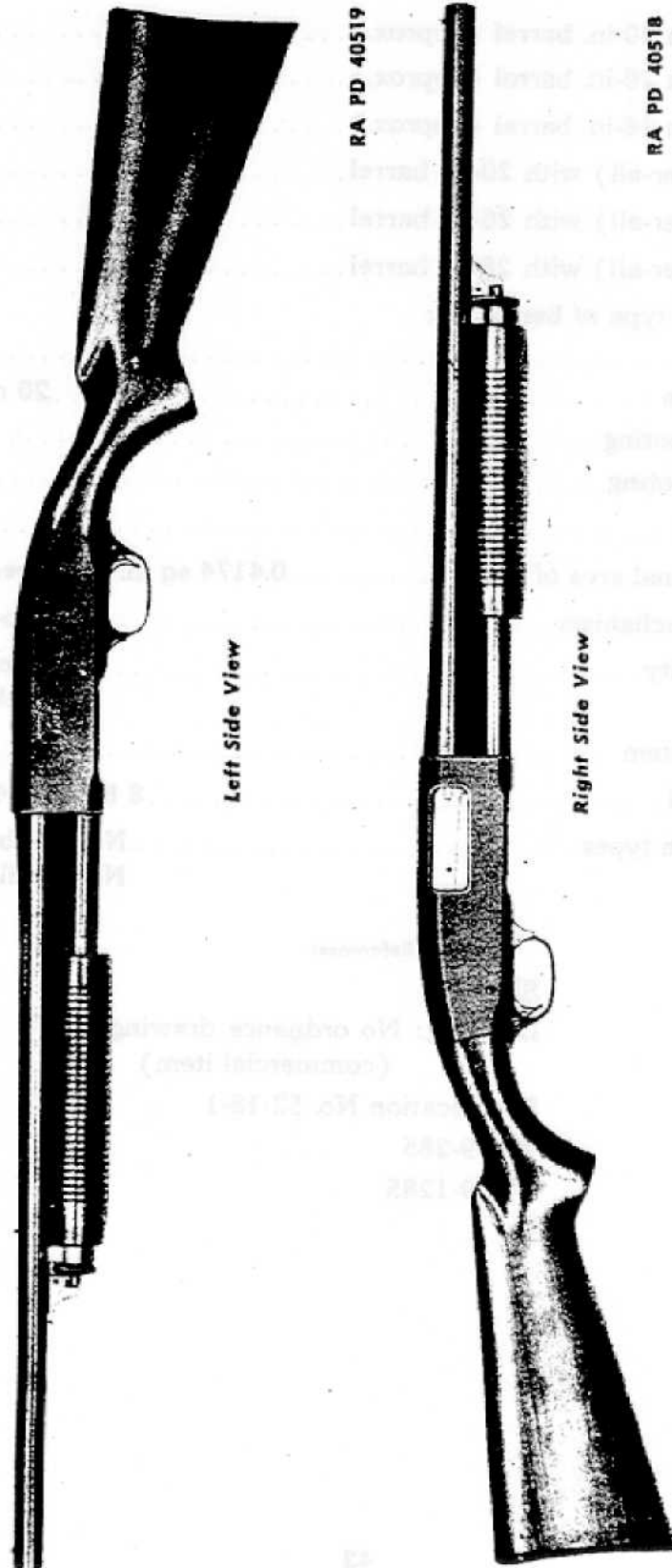
Drawing: No ordnance drawing
(commercial item)

Specification No. 52-18-1

TM 9-285

TM 9-1285

SMALL ARMS, LIGHT FIELD MORTARS, AND 20-MM AIRCRAFT GUNS



Left Side View

Right Side View

RA PD 40519

RA PD 40518

Figure 21—Shotgun, Remington, Model 31, 12 Gage—Riot Type

WEAPONS

23. SHOTGUN, REMINGTON, MODEL 31, 12 GAGE.

Weight with 20-in. barrel (approx.)	6.9 lb
Weight with 26-in. barrel (approx.)	7.6 lb
Weight with 30-in. barrel (approx.)	7.8 lb
Length (over-all) with 20-in. barrel	40 in.
Length (over-all) with 26-in. barrel	46 in.
Length (over-all) with 30-in. barrel	50 in.
Length and type of barrel for:	
Riot use	20 in.
Guard use	20 or 26 in.
Skeet shooting	26 in.
Trap shooting	30 in.
Bore	12-gage
Cross-sectional area of bore	0.4174 sq in. (at breech end)
Type of mechanism	Manual (pump)
Shell capacity	4 in magazine 1 in chamber
Cooling system	Air
Trigger pull	8 lb max; 4 lb min
Ammunition types	No. 00 buckshot No. 8 chilled shot

References

SNL B-9


Drawing: No ordnance drawing
(commercial item)

Specification No. 52-18-1

TM 9-285


TM 9-1285

SMALL ARMS, LIGHT FIELD MORTARS, AND 20-MM AIRCRAFT GUNS



Left Side View

RA PD 40555



Right Side View

RA PD 40556

Figure 22—Shotgun, Savage, Model 720, 12 Gage—Riot Type

WEAPONS

24. SHOTGUN, SAVAGE, MODEL 720, 12 GAGE.

Weight with 20-inch barrel (approx.)	7.8 lb
Weight with 26-inch barrel (approx.)	8 lb
Weight with 28-inch barrel (approx.)	8.2 lb
Length (over-all) with 20-inch barrel	41 in.
Length (over-all) with 26-inch barrel	47 in.
Length (over-all) with 28-inch barrel	49 in.
Length and type of barrel for:	
Riot use	20 in.
Guard use	20 or 26 in.
Skeet shooting	26 in.
Trap shooting	28 in.
Bore	12-gage
Cross-sectional area of bore	0.4174 sq in. (at breech end)
Type of mechanism	Auto-loading
Shell capacity	4 in magazine 1 in chamber
Cooling system	Air
Trigger pull	8 lb max; 4 lb min
Ammunition types	No. 00 buckshot No. 8 chilled shot

References

SNL B-9

Drawing: No ordnance drawing
(commercial item)

Specification No. 52-18-1

TM 9-285

TM 9-1285

SMALL ARMS, LIGHT FIELD MORTARS, AND 20-MM AIRCRAFT GUNS




Figure 23—Shotgun, Stevens, Model 620A, 12 Gauge—Trap Type

WEAPONS

25. SHOTGUN, STEVENS, MODEL 620-A OR MODEL 520-30, 12 GAGE.

Weight with 20-in. barrel (approx.)	7 lb
Weight of riot-type gun (20-in. barrel) with Bayonet M1917	8.1 lb
Weight with 26-in. barrel (approx.)	7.6 lb
Weight with 30-in. barrel (approx.)	8.2 lb
Length (over-all) with 20-in. barrel	40 in.
Length of riot-type gun (20-in. barrel) with Bayonet M1917	57 in.
Length (over-all) with 26-in. barrel	46 in.
Length (over-all) with 30-in. barrel	50 in.
Length and type of barrel for:	
Riot use	20 in.
Guard use	20 or 26 in.
Skeet shooting	26 in.
Trap shooting	30 in.
Bore	12-gage
Cross-sectional area of bore	0.4174 sq in. (at breech end)
Type of mechanism	Manual (pump)
Shell capacity	5 in magazine 1 in chamber
Cooling system	Air
Trigger pull	8 lb max; 4 lb min
Ammunition types	No. 00 buckshot No. 8 chilled shot

NOTE: Bayonet M1917 can be used on riot-type shotgun.

References

- SNL B-9
- Drawing: No ordance drawing
(commercial item)
- Specification No. 52-18-1
- TM 9-285
- TM 9-1285

SMALL ARMS, LIGHT FIELD MORTARS, AND 20-MM AIRCRAFT GUNS




Figure 24—Shotgun, Winchester, Model 12, 12 Gage—Sporting Trap Type

WEAPONS

26. SHOTGUN, WINCHESTER, MODEL 12, 12 GAGE.

Weight with 20-in. barrel (approx.)	6.5 lb
Weight of riot-type gun (20-in. barrel) with Bayonet M1917	7.6 lb
Weight with 26-in. barrel (approx.)	7 lb
Weight with 30-in. barrel (approx.)	7.4 lb
Length (over-all) with 20-in. barrel	40 in.
Length of riot-type gun (20-in. barrel) with Bayonet M1917	57 in.
Length (over-all) with 26-in. barrel	46 in.
Length (over-all) with 30-in. barrel	50 in.
Length and type of barrel for:	
Riot use	20 in.
Guard use	20 or 26 in.
Skeet shooting	26 in.
Trap shooting	30 in.
Bore	12-gage
Cross-sectional area of bore	0.4174 sq in. (at breech end)
Type of mechanism	Manual (pump)
Shell capacity	5 in magazine 1 in chamber
Cooling system	Air
Trigger pull	8 lb max; 4 lb min
Ammunition types	No. 00 buckshot No. 8 chilled shot

NOTE: Bayonet M1917 can be used on riot-type shotgun.

References


- SNL B-9
- Drawing: No ordnance drawing
(commercial item)
- Specification No. 52-18-1
- TM 9-285
- TM 9-1285

SMALL ARMS, LIGHT FIELD MORTARS, AND 20-MM AIRCRAFT GUNS



Left Side View — With Bayonet M1917 Hand Guard and Sling

RA PD 40535



Right Side View — With Bayonet Attachment and Hand Guard

RA PD 40534

Figure 25—Shotgun, Winchester, Model 97, 12 Gage—Riot Type

WEAPONS

27. SHOTGUN, WINCHESTER, MODEL 97, 12 GAGE.

Weight with 20-in. barrel (approx.) without bayonet	7.2 lb
Weight with Bayonet M1917	8.3 lb
Length (over-all) with 20-in. barrel (approx.)	39 in.
Length of riot-type gun (20-in. barrel) with Bayonet M1917	56 in.
Length of barrel, riot-type only	Cylinder bore 20 in.
Bore	12-gage
Cross-sectional area of bore	0.4174 sq in. (at breech end)
Type of mechanism	Manual (pump)
Shell capacity	5 in magazine 1 in chamber
Cooling system	Air
Trigger pull	8 lb max; 4 lb min
Ammunition types	No. 00 buckshot No. 8 chilled shot

References

- SNL B-9
- Drawing: No ordnance drawing
(commercial item)
- Specification No. 52-18-1
- TM 9-285
- TM 9-1285

SMALL ARMS, LIGHT FIELD MORTARS, AND 20-MM AIRCRAFT GUNS



RA PD 66765

Left Side View



RA PD 66764

Right Side View

Figure 26—Gun, Submachine, Cal. .45, M3

WEAPONS

28. GUN, SUBMACHINE, CAL. .45, M3.

Weight less magazine, oiler, and sling	8.1 lb
Weight, complete with magazine, oiler, and sling	8.9 lb
Weight of magazine (empty)	0.8 lb
Length (over-all):	
Stock extended	29.8 in.
Stock closed	22.8 in.
Weight of recoiling parts	2.0 lb
Weight of barrel	0.62 lb
Weight of barrel assembly	1.43 lb
Length of barrel	8 in.
Length of rifling	7.2 in.
Rifling:	
Number of grooves	4
Right-hand twist: 1 turn in	16 in. (15 in. alternate)
Depth of grooves	0.0035 in.
Cross-sectional area of bore	0.1581 sq in.
Type of mechanism	Straight blowback, fully automatic
Feeding device	Magazine
Capacity of feeding device	30 rounds
Rate of fire	350 to 450 rounds per min
Cooling system	Air
Mean sight radius	10.8 in.
Type of sights	Fixed peep, 100-yd
Trigger pull	5 to 7 lb
• Pull required to retract bolt	18 to 23 lb
Ammunition type	Ball


References

SNL A-58

Drawing No. 51-123-1A

Specification No. AXS-872

SMALL ARMS, LIGHT FIELD MORTARS, AND 20-MM AIRCRAFT GUNS



RA PD 82770

Left Side View—With 30-Round Magazine Attached



RA PD 82771

Right Side View—With 20-Round Magazine Attached

Figure 27—Gun, Submachine, Thompson, Cal. .45, M1A1

WEAPONS

29. GUN, SUBMACHINE, THOMPSON, CAL. .45, M1 AND M1A1.

Weight (approx.)	Without magazine, 10 lb
Weight, 20-round magazine	0.4 lb
Weight, 30-round magazine	0.5 lb
Length (over-all)	31.9 in.
Weight of barrel	0.95 lb
Length of barrel	10.52 in.
Length of rifling	21.6 cal; 9.74 in.
Rifling:	
Number of grooves	6
Right-hand twist: 1 turn in	36 cal; 16 in.
Depth of grooves	0.004 in.
Cross-sectional area of bore	0.1581 sq in.
Type of mechanism	Blowback
Feeding device	Magazine
Capacity of feeding device	20 or 30 rounds
Rate of fire	700 to 800 rounds per min
Cooling system	Air
Sight radius	21.2 in.
Trigger pull	14 lb max; 10 lb min
Ammunition type	Ball

NOTE: Gun, submachine, Thompson, cal. .45, M1A1, differs from Submachine Gun M1 only in having a fixed firing pin in place of a movable firing pin and hammer. The above data for the Submachine Gun M1A1 also applies to the Submachine Gun M1.

References

SNL A-32

Drawing No. 51-116-1

51-116-1A

51-116-2

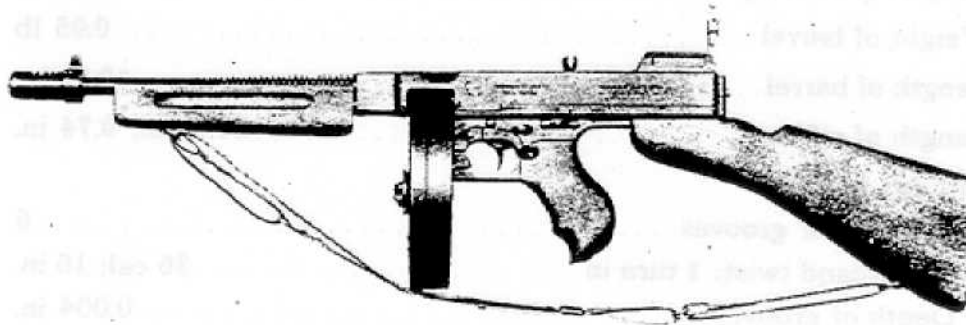
Specification No. AXS-725

FM 23-41

TM 9-215

TM 9-1215

SMALL ARMS, LIGHT FIELD MORTARS, AND 20-MM AIRCRAFT GUNS



RA PD 4105

Left Side View—With 50-Round Magazine



RA PD 4106

Right Side View—With 20-Round Magazine

Figure 28—Gun, Submachine, Thompson, Cal. .45, M1928A1

WEAPONS

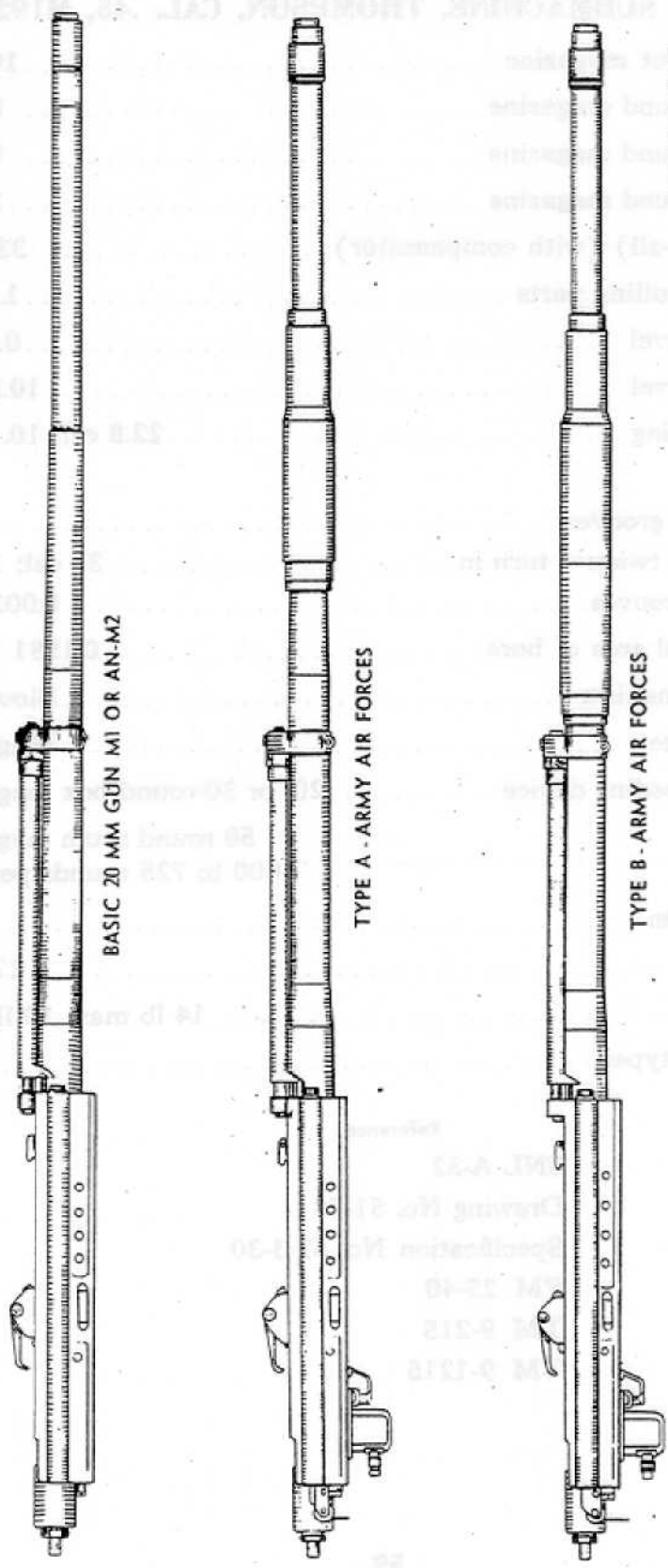
30. GUN, SUBMACHINE, THOMPSON, CAL. .45, M1928A1.

Weight without magazine	10.8 lb
Weight, 20-round magazine	0.4 lb
Weight, 30-round magazine	0.5 lb
Weight, 50-round magazine	2.6 lb
Length (over-all) (with compensator)	33.7 in.
Weight of recoiling parts	1.62 lb
Weight of barrel	0.75 lb
Length of barrel	10.52 in.
Length of rifling	22.8 cal; 10.12 in.
Rifling:	
Number of grooves	6
Right-hand twist: 1 turn in	36 cal; 16 in.
Depth of grooves	0.0035 in.
Cross-sectional area of bore	0.1581 sq in.
Type of mechanism	Blowback
Feeding device	Magazine
Capacity of feeding device	20- or 30-round box magazine
Rate of fire	{ 50 round drum magazine 600 to 725 rounds per min
Cooling system	Air
Sight radius	22.3 in.
Trigger pull	14 lb. max; 10 lb min
Ammunition types	Ball

References

SNL A-32
Drawing No. 51-63
Specification No. 52-3-30
FM 23-40
TM 9-215
TM 9-1215

SMALL ARMS, LIGHT FIELD MORTARS, AND 20-MM AIRCRAFT GUNS



RA PD 66713

Figure 29A—Gun, Automatic, 20-mm, M1, and AN-M2 (Aircraft) Gun Type Designation Chart
—Basic, Type A, and Type B Guns

WEAPONS

31. GUN, AUTOMATIC, 20-MM, M1 AND AN-M2 (AIRCRAFT).

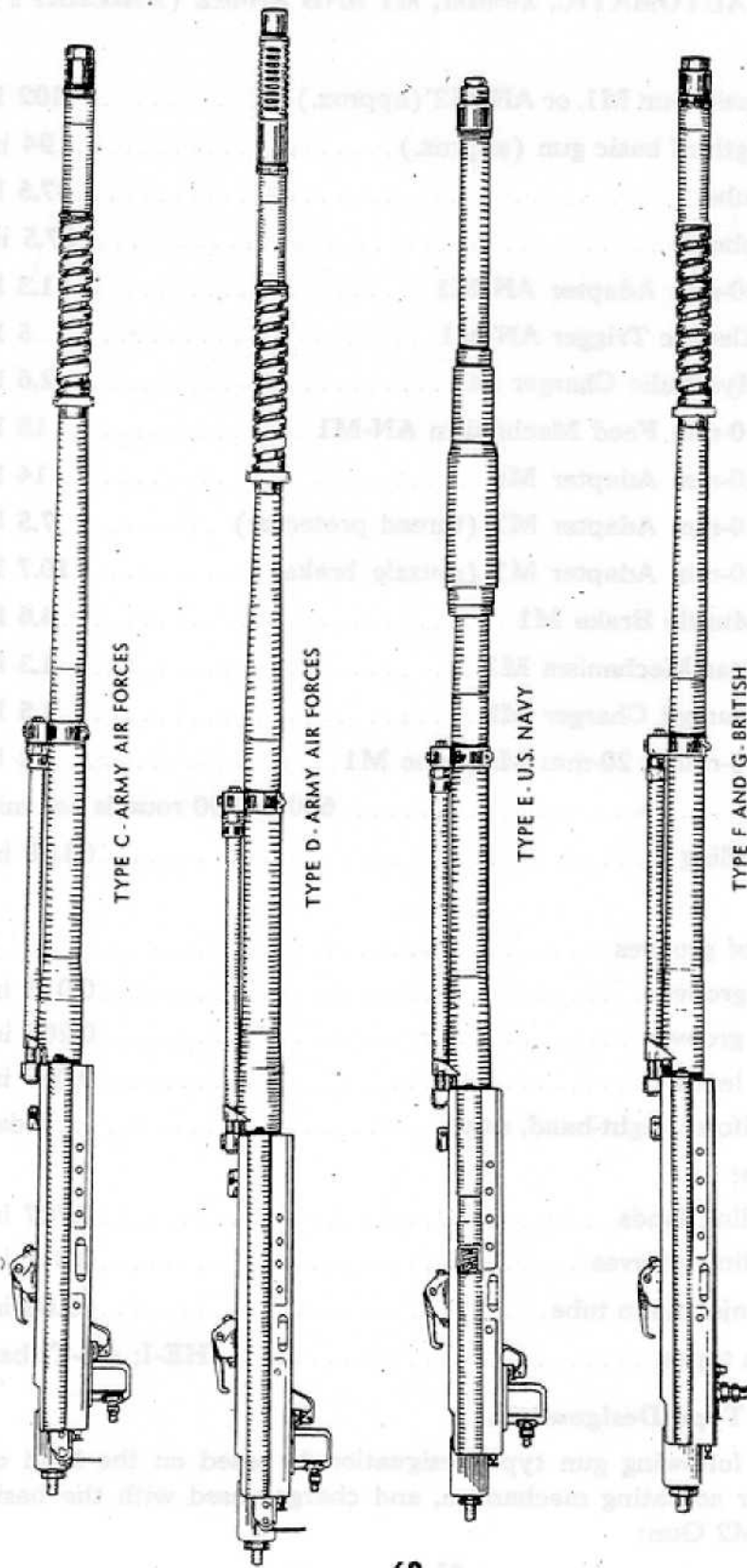
a. Data.

Weight of basic Gun M1, or AN-M2 (approx.)	102 lb
Over-all length of basic gun (approx.)	94 in.
Weight of tube	47.5 lb
Length of tube	67.5 in.
Weight of 20-mm Adapter AN-M1	11.3 lb
Weight of Electric Trigger AN-M1	5 lb
Weight of Hydraulic Charger M1	2.6 lb
Weight of 20-mm Feed Mechanism AN-M1	18 lb
Weight of 20-mm Adapter M6	14 lb
Weight of 20-mm Adapter M7 (thread protector)	7.5 lb
Weight of 20-mm Adapter M7 (muzzle brake)	10.7 lb
Weight of Muzzle Brake M1	4.6 lb
Weight of Sear Mechanism M1	1.3 lb
Weight of Manual Charger M2	1.5 lb
Weight of 60-round 20-mm Magazine M1	22 lb
Rate of fire	600 to 700 rounds per min
Length of rifling	63.08 in.
Rifling:	
Number of grooves	9
Depth of grooves	0.015 in.
Width of grooves	0.205 in.
Width of lands	0.068 in.
Twist, uniform, right-hand, slope	7 deg
Bore of tube:	
Across rifling lands	0.787 in.
Across rifling grooves	0.817 in.
Travel of projectile in tube	63.68 in.
Ammunition types	HE-I; AP-T; ball

b. Gun Type Designation.

(1) The following gun type designation is based on the kind of adapter, sear actuating mechanism, and charger used with the basic M1 or AN-M2 Gun:

SMALL ARMS, LIGHT FIELD MORTARS, AND 20-MM AIRCRAFT GUNS



RA PD 66714

Figure 298—Gun, Automatic, 20-mm, M1, and AN-M2 (Aircraft) Gun Type Designation Chart
—Types C, D, E, F, and G Guns

WEAPONS

(a) Type A is used by the U. S. Army Air Forces. It consists of the basic M1 or AN-M2 Gun with AN-M1 Adapter, AN-M1 Electric Trigger, and M2 Manual Charger.

(b) Type B is used by the U. S. Army Air Forces. It consists of the basic M1 or AN-M2 Gun with M6 Adapter, AN-M1 Electric Trigger, and M2 Manual Charger.

(c) Type C is used by the U. S. Army Air Forces. It consists of the basic M1 or AN-M2 Gun with the M7 Adapter (with thread protector), AN-M1 Electric Trigger and M2 Manual Charger.

(d) Type D is used by the U. S. Army Air Forces. It consists of the basic M1 or AN-M2 Gun with the M7 Adapter (with M1 Muzzle Brake), AN-M1 Electric Trigger, and M2 Manual Charger.

(e) Type E is used by the U. S. Navy. It consists of the basic AN-M2 Gun with the AN-M1 Adapter, AN-M1 Electric Trigger, and M1 Hydraulic Charger.

(f) Type F is used by the British. It consists of the basic M1 Gun with the M7 Adapter (with thread protector), and M1 Sear Mechanism.

(g) Type G is used by the British. It consists of the basic AN-M2 Gun with M7 Adapter (with thread protector), and M1 Sear Mechanism.

References

SNL A-47

Drawing No. 51-105

TM 9-227

TM 9-1227

SMALL ARMS, LIGHT FIELD MORTARS, AND 20-MM AIRCRAFT GUNS




Figure 30—Gun, Machine, Cal. .30, Browning, Aircraft, M2, Fixed

WEAPONS

32. GUN, MACHINE, CAL. .30, BROWNING, AIRCRAFT, M2,
FIXED.

Weight	21.5 lb
Length (over-all)	39.8 in.
Weight of recoiling parts	6.56 lb
Weight of barrel	3.81 lb
Length of barrel	23.9 in.
Length of rifling	70.9 cal; 21.35 in.
Rifling:	
Number of grooves	4
Right-hand twist: 1 turn in	33.3 cal; 10 in.
Depth of grooves	0.0040 in.
Cross-sectional area of bore	0.0740 sq in.
Type of mechanism	Short recoil
Feeding device	Metallic link belt
Capacity of feeding device	As desired
Rate of fire	1000 to 1350 rounds per min
Cooling system	Air
Sight radius	Sights not furnished by the Ordnance Department
Firing pin release	Pressure applied to sear: 12 to 17 lb Pressure applied to sear holder: 25 to 35 lb
Ammunition types	Ball; AP; tracer; incendiary

References


SNL A-28
Drawing No. 51-57
Specification No. 52-7-10
TM 9-205
TM 9-1205

SMALL ARMS, LIGHT FIELD MORTARS, AND 20-MM AIRCRAFT GUNS



RA PD 9453

Left Side View



RA PD 9452

Right Side View

Figure 31—Gun, Machine, Cal. .30, Browning, Aircraft, M2, Flexible

WEAPONS

33. GUN, MACHINE, CAL. .30, BROWNING, AIRCRAFT, M2, FLEXIBLE.

Weight	23 lb
Length (over-all)	39.8 in.
Weight of recoil parts	6.56 lb
Weight of barrel	3.81 lb
Length of barrel	23.9 in.
Length of rifling	70.9 cal; 21.35 in.
Rifling:	
Number of grooves	4
Right-hand twist: 1 turn in	33.3 cal; 10 in.
Depth of grooves	0.0040 in.
Cross-sectional area of bore	0.0740 sq in.
Type of mechanism	Short recoil
Feeding device	Metallic link belt
Capacity of feeding device	As desired
Rate of fire	1000 to 1350 rounds per min
Cooling system	Air
Sight radius	Sights not furnished by the Ordnance Department
Firing pin release	Pressure applied to sear: 12 to 17 lb Pressure applied to sear holder: 25 to 35 lb
Ammunition types	Ball; AP; tracer; incendiary

References

- SNL A-28
- Drawing No. 51-76
- Specification No. 52-7-10
- TM 9-205
- TM 9-1205

SMALL ARMS, LIGHT FIELD MORTARS, AND 20-MM AIRCRAFT GUNS



RA PD 4164

Figure 32—Gun, Machine, Cal. .30, Browning, M1917A1

WEAPONS


34. GUN, MACHINE, CAL. .30, BROWNING, M1917A1.

Weight	41 lb
Weight less water	32.6 lb
Length (over-all)	38.64 in.
Weight of recoiling parts	7.35 lb
Weight of barrel	3 lb
Length of barrel	23.9 in.
Length of rifling	71 cal; 21.28 in.
Rifling:	
Number of grooves	4
Right-hand twist: 1 turn in	33.3 cal; 10 in.
Depth of grooves	0.0040 in.
Cross-sectional area of bore	0.0740 sq in.
Type of mechanism	Short recoil
Feeding device	Fabric belt
Capacity of feeding device	250 rounds
Rate of fire	450 to 600 rounds per min
Cooling system	Water, capacity 8 pints
Sight radius	26.3 in.
Sear release	9 lb
Trigger pull	7 lb min; 12 lb max
Ammunition types	Ball; AP; tracer

References

SNL A-5
Drawing No. 51-10
Specification No. 52-5-1A
FM 23-55
TM 9-1205

SMALL ARMS, LIGHT FIELD MORTARS, AND 20-MM AIRCRAFT GUNS



RA PD 3970

Figure 33—Gun, Machine, Cal. .30, Browning, M1919A4, Fixed

WEAPONS

35. GUN, MACHINE, CAL. .30, BROWNING, M1919A4, FIXED.

Weight	30.5 lb
Length (over-all)	37.94 in.
Weight of recoiling parts	11.7 lb
Weight of barrel	7.35 lb
Length of barrel	24 in.
Length of rifling	71 cal; 21.38 in.
Rifling:	
Number of grooves	4
Right-hand twist: 1 turn in	33.3 cal; 10 in.
Depth of grooves	0.0040 in.
Cross-sectional area of bore	0.0740 sq in.
Type of mechanism	Short recoil
Feeding device	Fabric belt
Capacity of feeding device	250 rounds
Rate of fire	400 to 550 rounds per min
Cooling system	Air
Sight radius	13.9 in.
Sear release	9 lb
Trigger pull	7 lb min; 12 lb max
Ammunition types	Ball; AP; tracer

References

SNL A-6

Drawing No. 51-83


Specification No. 52-6-1

FM 23-45 (ground mount)

FM 23-50 (mounted in combat vehicles)

TM 9-1205

SMALL ARMS, LIGHT FIELD MORTARS, AND 20-MM AIRCRAFT GUNS



RA PD 3971

Figure 34—Gun, Machine, Cal. .30, Browning, M1919A4, Flexible

WEAPONS

36. GUN, MACHINE, CAL. .30, BROWNING, M1919A4,
FLEXIBLE.

Weight	31 lb
Length (over-all)	41.11 in.
Weight of recoiling parts	11.7 lb
Weight of barrel	7.35 lb
Length of barrel	24 in.
Length of rifling	71 cal; 21.38 in.
Rifling:	
Number of grooves	4
Right-hand twist: 1 turn in	33.3 cal; 10 in.
Depth of grooves	0.0040 in.
Cross-sectional area of bore	0.0740 sq in.
Type of mechanism	Short recoil
Feeding device	Fabric belt
Capacity of feeding device	250 rounds
Rate of fire	400 to 550 rounds per min
Cooling system	Air
Sight radius	13.94 in.
Sear release	9 lb
Trigger pull	7 lb min; 12 lb max
Ammunition types	Ball; AP; tracer

References

SNL A-6

Drawing No. 51-84

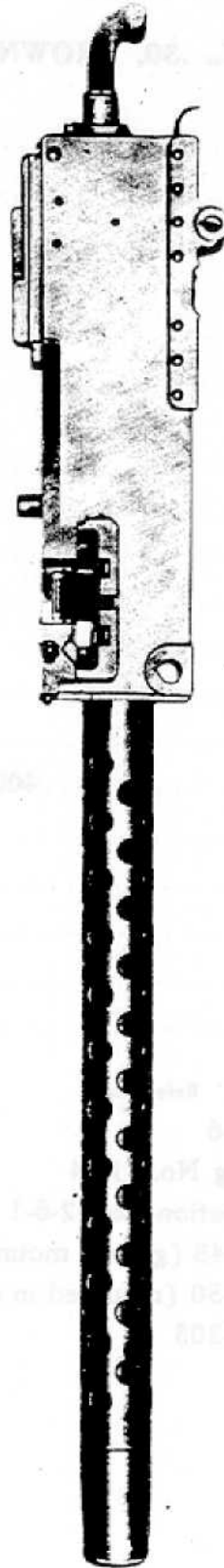
Specification No. 52-6-1

FM 23-45 (ground mount)

FM 23-50 (mounted in combat vehicles)

TM 9-1205

SMALL ARMS, LIGHT FIELD MORTARS, AND 20-MM AIRCRAFT GUNS



RA PD 71152

Figure 35—Gun, Machine, Cal. .30, Browning, M1919A5, Fixed

WEAPONS

37. GUN, MACHINE, CAL. .30, BROWNING, M1919A5, FIXED.

Weight	31 lb
Length (over-all)	40.8 in.
Weight of recoiling parts	11.7 lb
Weight of barrel	7.35 lb
Length of barrel	24 in.
Length of rifling	71 cal; 21.38 in.
Rifling:	
Number of grooves	4
Right-hand twist: 1 turn in	33.3 cal; 10 in.
Depth of grooves	0.0040 in.
Cross-sectional area of bore	0.0740 sq in.
Type of mechanism	Short recoil
Feeding device	Fabric belt
Capacity of feeding device	250 rounds
Rate of fire	400 to 550 rounds per min
Cooling system	Air
Sear release	9 lb
Trigger pull	7 lb min; 12 lb max
Ammunition types	Ball; AP; tracer

References


SNL A-6

Drawing No. 51-114-1

Specification No. 52-6-1C

TM 9-1205

SMALL ARMS, LIGHT FIELD MORTARS, AND 20-MM AIRCRAFT GUNS



RA PD 82821

Figure 36—Gun, Machine, Cal. .30, Browning, M1919A6

WEAPONS

38. GUN, MACHINE, CAL. .30, BROWNING, M1919A6.

Weight with metal stock	32.5 lb
Length (over-all)	53 in.
Weight of recoiling parts (approx.)	7.5 lb
Weight of barrel (approx.)	4.65 lb
Length of barrel	24 in.
Length of rifling	71 cal; 21.38 in.
Rifling:	
Number of grooves	4
Right-hand twist: 1 turn in	33.3 cal; 10 in.
Depth of grooves	0.0040 in.
Cross-sectional area of bore	0.0740 sq in.
Type of mechanism	Short recoil
Feeding device	Link and belt
Capacity of feeding device	250 rounds
Rate of fire	Approx. 400 to 500 rounds per min
Cooling system	Air
Sight radius	13.9 in.
Maximum command	14.5 in.
Sear release	9 lb
Trigger pull	8½ lb
Ammunition types	Ball; AP; tracer

NOTE: This gun is the same as the Gun, Machine, Cal. .30, Browning, M1919A4, except that it has a lighter barrel and has the addition of a front bipod, shoulder stock, and carrying handle.

References

SNL A-6
Specification No. 52-6-1

SMALL ARMS, LIGHT FIELD MORTARS, AND 20-MM AIRCRAFT GUNS




Figure 37—Gun, Machine, Cal. .50, Browning, M2, Aircraft, Basic

WEAPONS

39. GUN, MACHINE, CAL. .50, BROWNING, M2, AIRCRAFT, BASIC.

Weight with back plate with horizontal buffer, assembly	61 lb
Length (over-all)	57 in.
Weight of recoiling parts	19.2 lb
Weight of barrel	9.8 lb
Length of barrel	36 in.
Length of rifling	63.8 cal; 31.91 in.
Rifling:	
Number of grooves	8
Right-hand twist: 1 turn in	30 cal; 15 in.
Depth of grooves	0.0050 in.
Cross-sectional area of bore	0.2021 sq in.
Type of mechanism	Short recoil
Feeding device	Metallic link belt
Capacity of feeding device	As desired
Rate of fire	750 to 850 rounds per min
Cooling system	Air
Sight radius	Sights not furnished by the Ordnance Department
Firing pin release	Pressure applied to sear: 10 to 20 lb Pressure applied to sear slide: 30 to 35 lb
Ammunition types	Ball; AP; tracer; incendiary


NOTE: This basic gun may be modified into various types by use of additional assemblies. Since the basic gun is equipped with a back plate with horizontal buffer, a change in back plate involves the difference in weights of the back plates. Other assemblies increase the weight of the gun by their own actual weight.

Weight, retracting slide group assembly	3.00 lb
Weight, operating slide group assembly	1.62 lb
Weight, back plate with horizontal buffer assembly	2.68 lb
Weight, back plate with spade grips, trigger safety, trigger assembly	4.01 lb
Weight, side plate trigger assembly	0.44 lb

References

- SNL A-36
- Drawing No. 51-72
- Specification No. 52-11-1
- TM 9-225
- TM 9-1225

SMALL ARMS, LIGHT FIELD MORTARS, AND 20-MM AIRCRAFT GUNS



RA PD 4707

Figure 38—Gun, Machine, Cal. .50, Browning, M2, HB, Fixed

WEAPONS

40. GUN, MACHINE, CAL. .50, BROWNING, M2, HB, FIXED.

Weight	82 lb.
Length (over-all)	65 in.
Weight of recoiling parts	38.8 lb
Weight of barrel	27 lb
Length of barrel	45 in.
Length of rifling	81.8 cal; 40.91 in.
Rifling:	
Number of grooves	8
Right-hand twist: 1 turn in	30 cal; 15 in.
Depth of grooves	0.0050 in.
Cross-sectional area of bore	0.2021 sq in.
Type of mechanism	Short recoil
Feeding device	Metallic link belt
Capacity of feeding device	110 rounds
Rate of fire	450 to 575 rounds per min
Cooling system	Air
Sight radius	20 in.
Firing pin release	Pressure applied to sear: 10 to 20 lb Pressure applied to sear slide: 30 to 35 lb
Ammunition types	Ball; AP; tracer; incendiary

References

SNL A-39

Drawing No. 51-74


Specification No. 52-11-1

FM 23-60 (ground mount)

FM 23-65 (mounted in combat vehicles)

TM 9-1225

SMALL ARMS, LIGHT FIELD MORTARS, AND 20-MM AIRCRAFT GUNS



RA PD 4708

Figure 39 — Gun, Machine, Cal. .50, Browning, M2, HB, Flexible

WEAPONS

41. GUN, MACHINE, CAL. .50, BROWNING, M2, HB,
FLEXIBLE.

Weight	84 lb
Length (over-all)	65 in.
Weight of recoiling parts	38.8 lb
Weight of barrel	27 lb
Length of barrel	45 in.
Length of rifling	81.8 cal; 40.91 in.
Rifling:	
Number of grooves	8
Right-hand twist: 1 turn in	30 cal; 15 in.
Depth of grooves	0.0050 in.
Cross-sectional area of bore	0.2021 sq in.
Type of mechanism	Short recoil
Feeding device	Metallic link belt
Capacity of feeding device	110 rounds
Rate of fire	450 to 575 rounds per min
Cooling system	Air
Sight radius	20 in.
Firing pin release	Pressure applied to sear: 10 to 20 lb Pressure applied to sear slide: 30 to 35 lb
Ammunition types	Ball; AP; tracer; incendiary

References

SNL A-39
Drawing No. 51-70
Specification No. 52-11-1
FM 23-60 (ground mount)
FM 23-65 (mounted in combat vehicles)
TM 9-1225

SMALL ARMS, LIGHT FIELD MORTARS, AND 20-MM AIRCRAFT GUNS



RA PD 69802

Figure 40—Gun, Machine, Cal. .50, Browning, M2, HB, Turret Type

WEAPONS

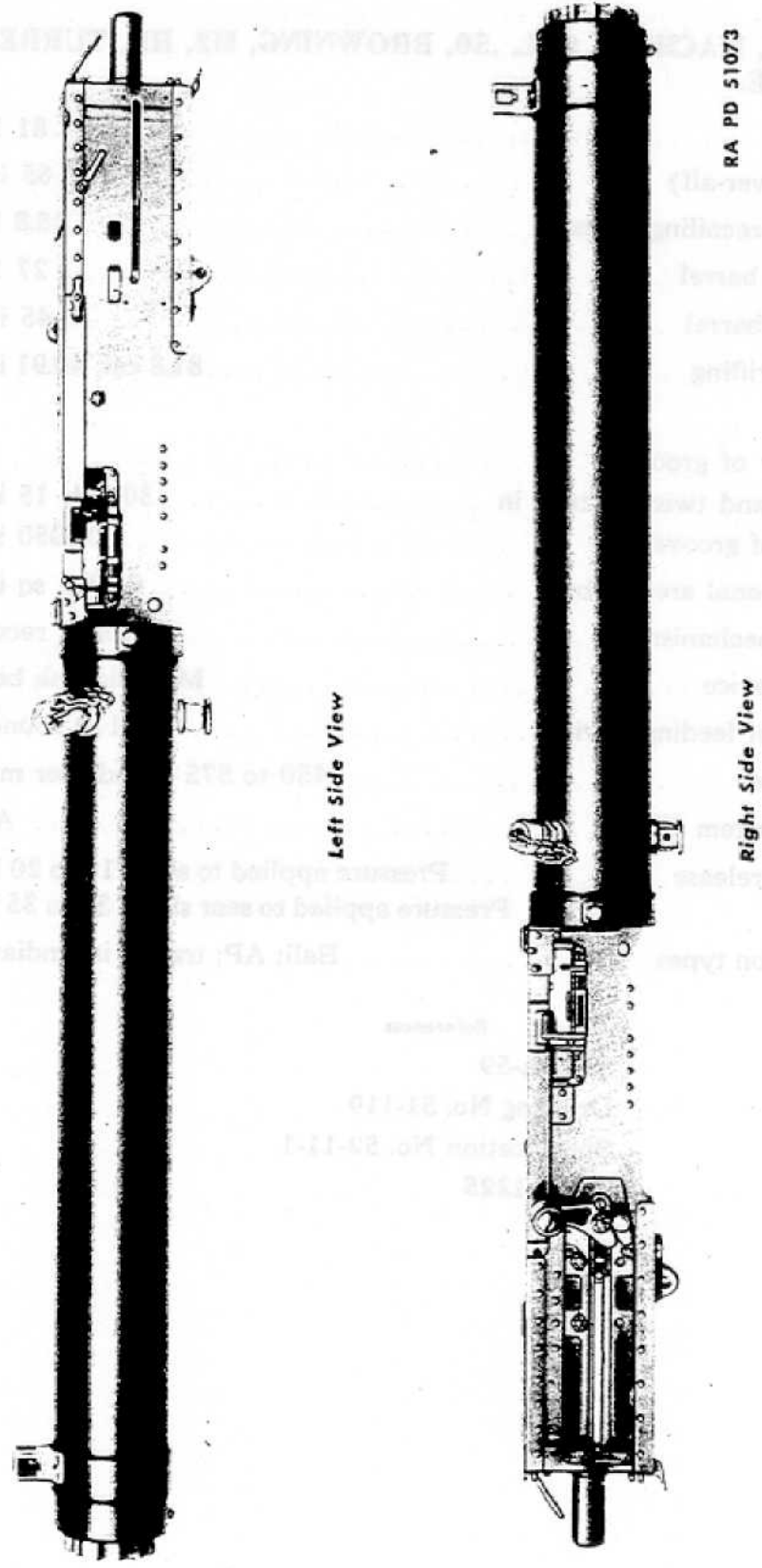
42. GUN, MACHINE, CAL. .50, BROWNING, M2, HB, TURRET TYPE.

Weight	81 lb
Length (over-all)	65 in.
Weight of recoiling parts	38.8 lb
Weight of barrel	27 lb
Length of barrel	45 in.
Length of rifling	81.8 cal; 40.91 in.
Rifling:	
Number of grooves	8
Right-hand twist: 1 turn in	30 cal; 15 in.
Depth of grooves	0.0050 in.
Cross-sectional area of bore	0.2021 sq in.
Type of mechanism	Short recoil
Feeding device	Metallic link belt
Capacity of feeding device	110 rounds
Rate of fire	450 to 575 rounds per min
Cooling system	Air
Firing pin release	Pressure applied to sear: 10 to 20 lb Pressure applied to sear slide: 30 to 35 lb
Ammunition types	Ball; AP; tracer; incendiary

References

SNL A-59
Drawing No. 51-119
Specification No. 52-11-1
TM 9-1225

SMALL ARMS, LIGHT FIELD MORTARS, AND 20-MM AIRCRAFT GUNS



RA PD 51073

Figure 41—Gun, Machine, Cal. .50, Browning, M2, Water-Cooled, Flexible

WEAPONS

43. GUN, MACHINE, CAL. .50, BROWNING, M2, WATER-COOLED, FLEXIBLE.

Weight	121 lb
Weight less water	100 lb
Length (over-all)	66 in.
Weight of recoiling parts	24.5 lb
Weight of barrel	15.2 lb
Length of barrel	45 in.
Length of rifling	81.8 cal; 40.91 in.
Rifling:	
Number of grooves	8
Right-hand twist: 1 turn in	30 cal; 15 in.
Depth of grooves	0.0050 in.
Cross-sectional area of bore	0.2021 sq in.
Type of mechanism	Short recoil
Feeding device	Metallic link belt
Capacity of feeding device	110 rounds
Rate of fire	500 to 650 rounds per min
Cooling system	Water (capacity 10 qt)
Firing pin release	Pressure applied to sear: 10 to 20 lb Pressure applied to sear slide: 30 to 35 lb
Ammunition types	Ball; AP; tracer; incendiary

References

- SNL A-37
- Drawing No. 51-68
- Specification No. 52-11-1
- FM 4-135
- TM 9-226
- TM 9-1225

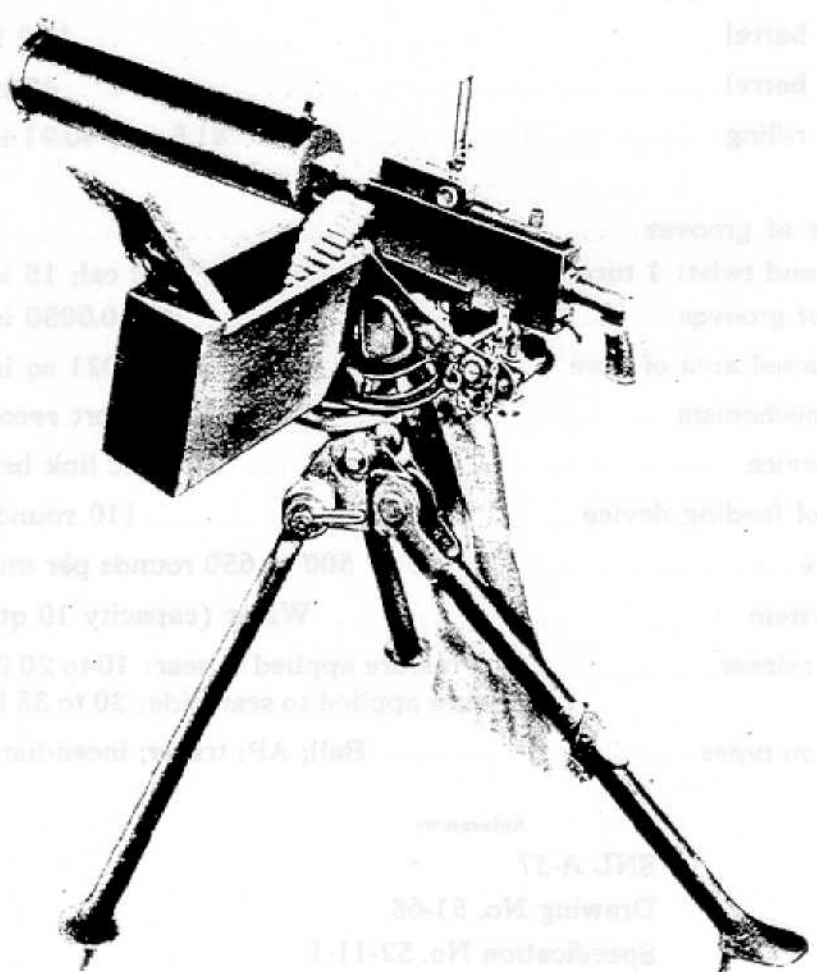
SMALL ARMS, LIGHT FIELD MORTARS, AND 20-MM AIRCRAFT GUNS

MACHINE GUN, CAL. .30, BROWNING, M2, WATER-COOLING, FLEXIBLE

Weight
Weight less water
Length (over all)
Weight of receding parts
Weight of barrel
Length of barrel
Length of ribbing
Rifling
Number of grooves
Right-hand twist: 1 turn in
Depth of groove
Cross-sectional area of groove
Type of mechanism
Feeding device
Capacity of feeding device
Rate of fire
Cooling system
Spring gun release
Ammunition type

Weight
Weight less water
Length (over all)
Weight of receding parts
Weight of barrel
Length of barrel
Length of ribbing
Rifling
Number of grooves
Right-hand twist: 1 turn in
Depth of groove
Cross-sectional area of groove
Type of mechanism
Feeding device
Capacity of feeding device
Rate of fire
Cooling system
Spring gun release
Ammunition type

Weight
Weight less water
Length (over all)
Weight of receding parts
Weight of barrel
Length of barrel
Length of ribbing
Rifling
Number of grooves
Right-hand twist: 1 turn in
Depth of groove
Cross-sectional area of groove
Type of mechanism
Feeding device
Capacity of feeding device
Rate of fire
Cooling system
Spring gun release
Ammunition type



RA PD 2613

Figure 42—Trainer, Machine Gun, Cal. .22, M3, Assembled to Machine Gun, Cal. .30, Browning, M1917A1

WEAPONS

44. TRAINER, MACHINE GUN, CAL. .22, M3.

Weight, M3 conversion parts.....	6.5 lb
Length, complete assembly (over-all).....	38.6 in.
Weight of barrel.....	3.01 lb
Length of barrel.....	22.75 in.
Length of rifling.....	101 cal; 22.25 in.
Rifling:	
Number of grooves.....	4
Right-hand twist: 1 turn in.....	73.4 cal; 16 in.
Depth of grooves.....	0.0025 in.
Cross-sectional area of bore.....	0.0383 sq in.
Type of mechanism.....	Floating recoil
Feeding device.....	Fabric belt
Capacity of feeding device.....	250 rounds
Rate of fire.....	550 to 650 rounds per min
Cooling system.....	Water
Sight radius.....	26.3 in.
Sear release.....	.9 lb
Trigger pull.....	7.7 lb
Ammunition type—cal. .22, long rifle.....	Ball

NOTE: This item constitutes a group of substitute parts for the BMG, cal. .30, M1917A1, and when used in lieu of regular cal. .30 parts in this gun gives data listed below.

References

SNL A-48

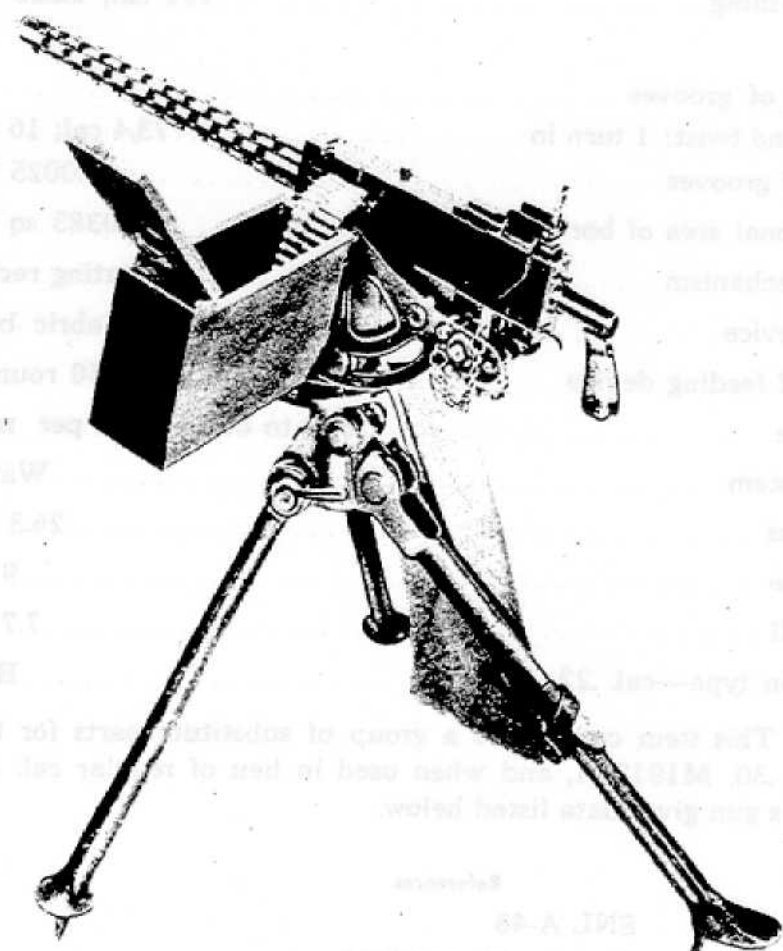
Drawing No. D35485

Specification No. SXS-128

TM 9-1205

SMALL ARMS, LIGHT FIELD MORTARS, AND 20-MM AIRCRAFT GUNS

44. TRAINER, MACHINE GUN, CAL. .22, M4.
Weight, M1 conversion parts
Length, complete assembly (over all)
Weight of barrel
Length of barrel
Length of tubing
Sighting
Number of grooves
Right-hand twist, 1 turn in
Depth of grooves
Cross-sectional area of bore
Type of mechanism
Feeding device
Capacity of feeding device
Rate of fire
Cooling system
Sight radius
Sight release
Target pull
Ammunition type—cal. .22
NOTE: This gun is a group of substitute parts for the
M1G cal. .30 M1917 and when used in bar of cal. .30
parts of this gun are listed below.



RA PD 2611

Figure 43—Trainer, Machine Gun, Cal. .22, M4, Assembled to Machine Gun, Cal. .30, Browning, M1917A4

WEAPONS

45. TRAINER, MACHINE GUN, CAL. .22, M4.

Weight, M4 conversion parts	7 lb
Length, complete assembly (over-all)	41.1 in.
Weight of barrel	3.01 lb
Length of barrel	22.75 in
Length of rifling	101 cal; 22.25 in.
Rifling:	
Number of grooves	4
Right-hand twist: 1 turn in	73.4 cal; 16 in.
Depth of grooves	0.0025 in.
Cross-sectional area of bore	0.0383 sq in.
Type of mechanism	Floating chamber
Feeding device	Fabric belt
Capacity of feeding device	250 rounds
Rate of fire	550 to 650 rounds per min
Cooling system	Air
Sight radius	26.3 in.
Sear release	9 lb
Trigger pull	7.7 lb
Ammunition type—cal. .22, long rifle	Ball

NOTE: This item constitutes a group of substitute parts for the BMG, Cal. .30, M1919A4, and when used in lieu of regular cal. .30 parts in this gun gives data listed above.

References

SNL A-48
Drawing No. D35495
Specification No. SXS-128
TM 9-1205

SMALL ARMS, LIGHT FIELD MORTARS, AND 20-MM AIRCRAFT GUNS




Figure 44—Trainer, Machine Gun, Cal. .22, M5, Assembled to Machine Gun, Cal. .30, Browning, Aircraft, M2

WEAPONS

46. TRAINER, MACHINE GUN, CAL. .22, M5.

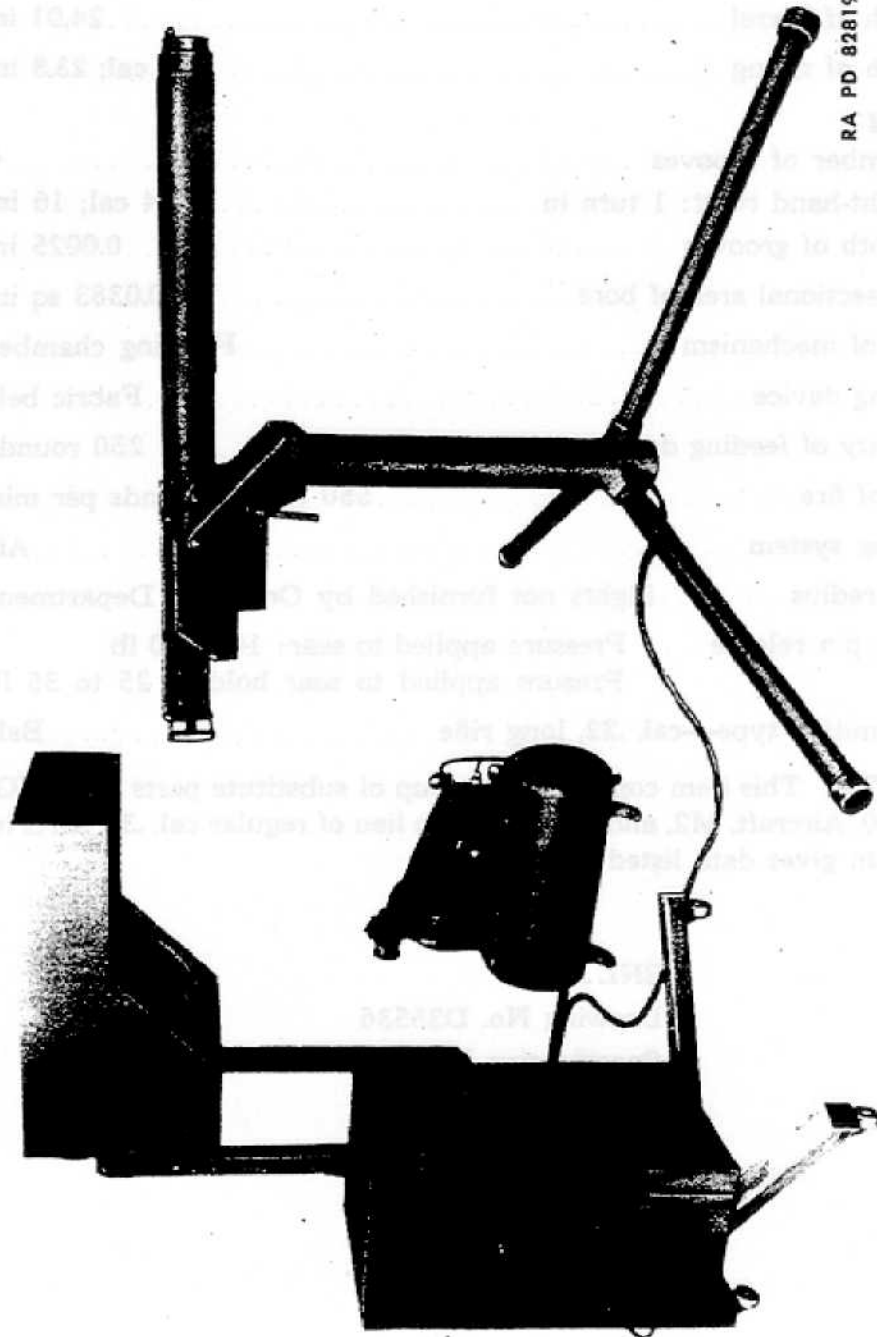
Weight, M5 conversion parts	7 lb
Length, complete assembly (over-all)	39.8 in.
Weight of barrel	3.06 lb
Length of barrel	24.01 in.
Length of rifling	107 cal; 23.5 in.
Rifling:	
Number of grooves	4
Right-hand twist: 1 turn in	73.4 cal; 16 in.
Depth of grooves	0.0025 in.
Cross-sectional area of bore	0.0383 sq in.
Type of mechanism	Floating chamber
Feeding device	Fabric belt
Capacity of feeding device	250 rounds
Rate of fire	550 to 650 rounds per min
Cooling system	Air
Sight radius	Sights not furnished by Ordnance Department
Firing pin release	Pressure applied to sear: 10 to 20 lb Pressure applied to sear holder: 25 to 35 lb
Ammunition type—cal. .22, long rifle	Ball

NOTE: This item constitutes a group of substitute parts for BMG, Cal. .30, Aircraft, M2, and when used in lieu of regular cal. .30 parts in this gun gives data listed above.

References

SNL A-48
Drawing No. D35536
Specification No. SXS-128
TM 9-1205

SMALL ARMS, LIGHT FIELD MORTARS, AND 20-MM AIRCRAFT GUNS



RA PD 82819

Figure 45--Trainer, Machine Gun, AA, M9

WEAPONS

47. TRAINER, MACHINE GUN, AA, M9.

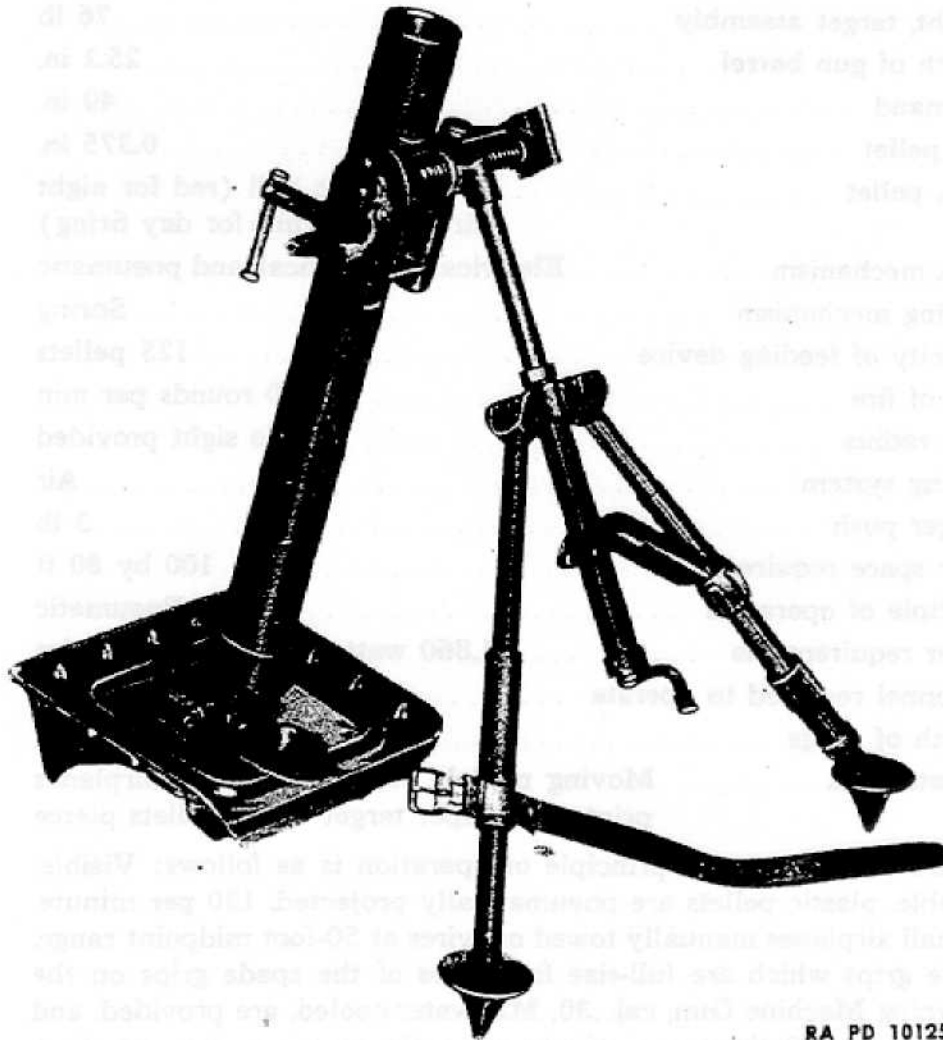
Weight, total	1,004 lb
Weight, compressor	320 lb
Weight, gun assembly, complete	196 lb
Weight, light equipment, ultraviolet	57 lb
Weight, sound equipment	355 lb
Weight, target assembly	76 lb
Length of gun barrel	25.2 in.
Command	49 in.
Size, pellet	0.375 in.
Type, pellet	Plastic ball (red for night firing, and white for day firing)
Type, mechanism	Electrical, mechanical, and pneumatic
Feeding mechanism	Spring
Capacity of feeding device	125 pellets
Rate of fire	120 rounds per min
Sight radius	No sight provided
Cooling system	Air
Trigger push	3 lb
Floor space required	100 by 80 ft
Principle of operation	Pneumatic
Power requirements	1,860 watts, 115 volts, 60 cycles
Personnel required to operate	1
Length of range	50 ft midpoint
Targets used	Moving models of airplanes, and airplanes printed on paper target which pellets pierce

NOTE: The general principle of operation is as follows: Visible, reusable, plastic pellets are pneumatically projected, 120 per minute, at small airplanes manually towed on wires at 50-foot midpoint range. Spade grips which are full-size facsimiles of the spade grips on the Browning Machine Gun, cal. .30, M2, water-cooled, are provided, and these recoil 600 times per minute when the gun is under operation. Loud speakers furnish gun blast sound at 600 blasts per minute, and general battle noise. Ultraviolet light with fluorescent pellets are used for training in darkness. Time of flight at 50 feet is similar to that of .50 cal. bullet at 500 yards. Training is for tracer control.

References

SNL A-56
Drawing No.
Specification No. AXS-1010
TM 9-221

SMALL ARMS, LIGHT FIELD MORTARS, AND 20-MM AIRCRAFT GUNS



RA PD 10125

Figure 46—Mortar and Mount, 60-mm, M2

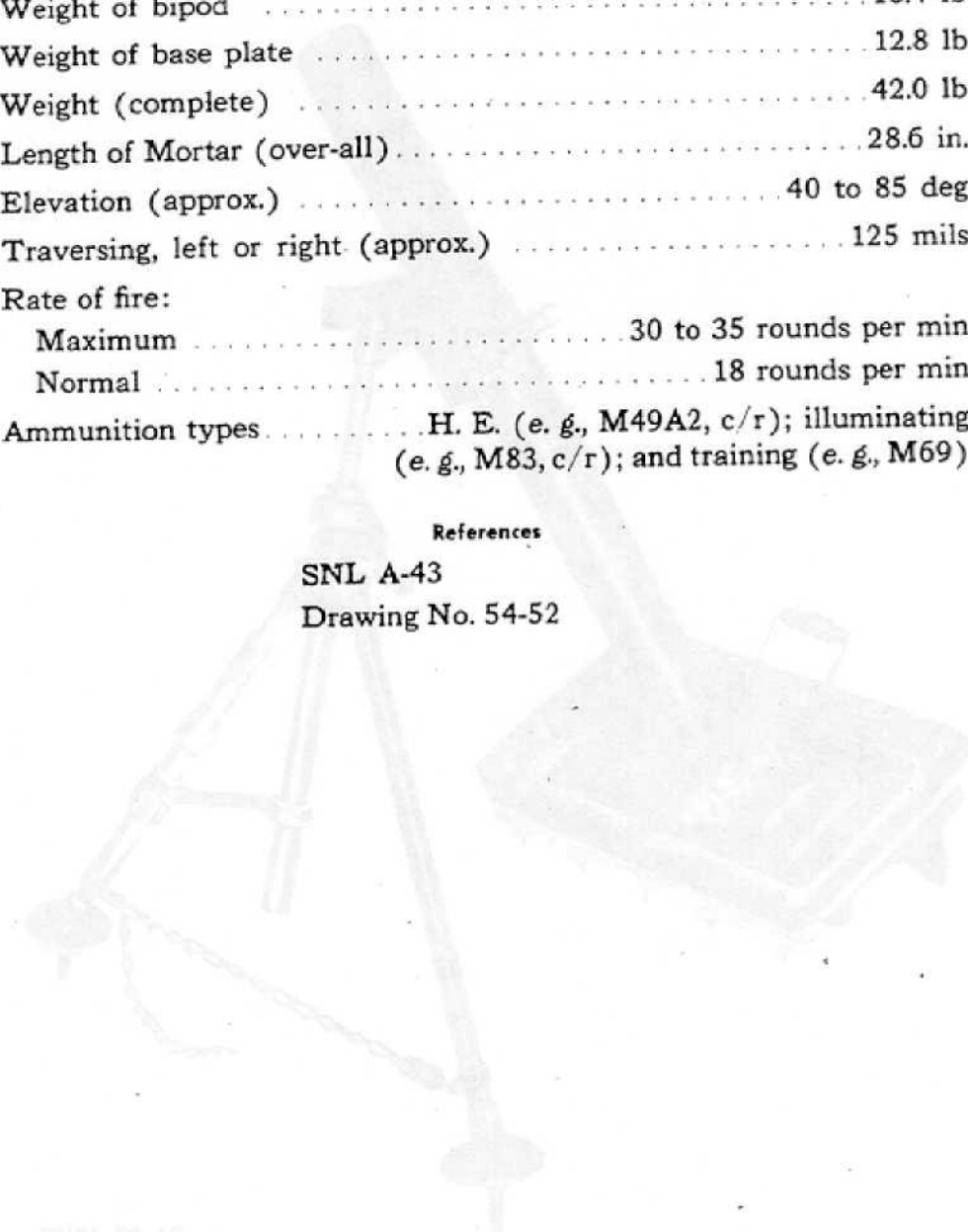
WEAPONS

48. MORTAR AND MOUNT, 60-MM, M2.

Weight of mortar	12.8 lb
Weight of bipod	16.4 lb
Weight of base plate	12.8 lb
Weight (complete)	42.0 lb
Length of Mortar (over-all)	28.6 in.
Elevation (approx.)	40 to 85 deg
Traversing, left or right (approx.)	125 mils
Rate of fire:	
Maximum	30 to 35 rounds per min
Normal	18 rounds per min
Ammunition types	H. E. (e. g., M49A2, c/r); illuminating (e. g., M83, c/r); and training (e. g., M69)

References

SNL A-43
Drawing No. 54-52



SMALL ARMS, LIGHT FIELD MORTARS, AND 20-MM AIRCRAFT GUNS



RA PD 10122

Figure 47—Mortar and Mount, 81-mm, M1

WEAPONS

49. MORTAR AND MOUNT, 81-MM, M1.


Weight of mortar	44.5 lb
Weight of bipod	46.5 lb
Weight of base plate	45.0 lb
Weight (complete)	136.0 lb
Length of mortar (over-all)	44.5 in.
Elevation (approx.)	40 to 85 deg
Traversing, left or right (approx.)	90 mils
Rate of fire:	
Maximum	30 to 35 rounds per min
Normal	18 rounds per min
Ammunition types	Light H. E. (e.g., M43A1, c/r); light practice (e.g., M43A1, c/r and M44, c/r); heavy gas, H (e.g., M57, c/r); heavy H. E. (e.g., M45B1, c/r and M56, c/r); heavy smoke, FS or WP (e.g., M57, c/r); and heavy training (e.g., M68).

NOTE: The 3-inch Trench Mortar Mk. I, IA1, and IA2, and Mount Mk. II, are classified as Limited Standard and use the same ammunition as the 81-mm M1, Mortar and Mount. The outer zone propelling changes however **must** be reduced for certain shells (par. 126).

References

- SNL A-33
- Drawing No. 54-48

SMALL ARMS, LIGHT FIELD MORTARS, AND 20-MM AIRCRAFT GUNS



RA PD 69804

Figure 48—Launcher, Grenade, M1

WEAPONS

50. LAUNCHER, GRENADE, M1.


Weight	0.53 lb
Length	7.1 in.
Outside diameter	0.86 in.
Diameter of bracket	0.68 in.
Diameter of bore	0.50 in.
Ammunition types	GRENADE, AT; GRENADE, AT, practise; GRENADE, rifle, fragmentation; ADAPTER, grenade projection with hand grenade; SIGNAL, ground (A1 models only)

NOTE: For use on Rifle, U. S., cal. .30, M1903, firing Cartridge, rifle grenade, cal. .30, M3.

References

- SNL B-39
- Drawing No. B200926

SMALL ARMS, LIGHT FIELD MORTARS, AND 20-MM AIRCRAFT GUNS



RA PD 69854

Figure 49 — Launcher, Grenade, M2

WEAPONS

51. LAUNCHER, GRENADE, M2.

Weight	0.5 lb
Length	6.7 in.
Outside diameter	0.86 in.
Diameter of bracket	0.62 in.
Diameter of bore	0.47 in.
Ammunition types	GRENADE, AT; GRENADE, AT, practise; GRENADE, rifle, fragmentation; ADAPTER, . grenade projection with hand grenade; SIGNAL, ground (A1 models only)

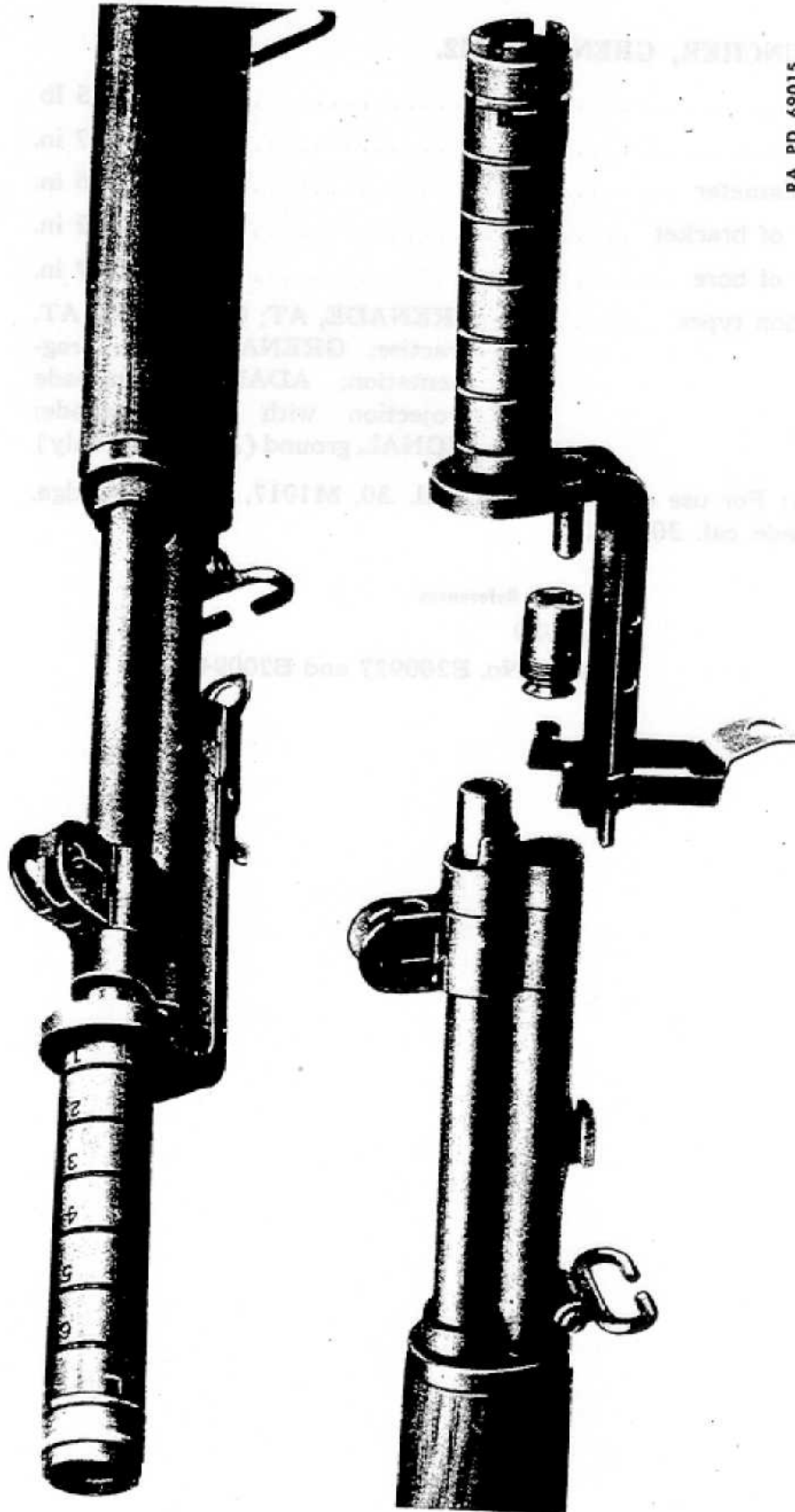
NOTE: For use on Rifle, U. S., cal. .30, M1917, firing Cartridge, rifle grenade, cal. .30, M3.

References

SNL B-39

Drawing No. B200927 and B200947

SMALL ARMS, LIGHT FIELD MORTARS, AND 20-MM AIRCRAFT GUNS



RA PD 69015

Figure 50—Launcher, Grenade, M7 and Rifle, U. S., Cal. .30, M1

WEAPONS

52. LAUNCHER, GRENADE, M7.

Weight 12 oz (0.75 lb)
Length 7.5 in.
Diameter bore 0.5 in.
Ammunition types GRENADE, AT; GRENADE, AT,
practise; GRENADE, rifle, frag-
mentation; ADAPTER, grenade
projection with hand grenade;
SIGNAL, ground (A1 models only)

NOTE: For use on Rifle, U. S., cal. .30, M1, firing Cartridge, rifle
grenade, cal. .30, M1.

References

SNL B-39
Specification No. AXS-905

SMALL ARMS, LIGHT FIELD MORTARS, AND 20-MM AIRCRAFT GUNS

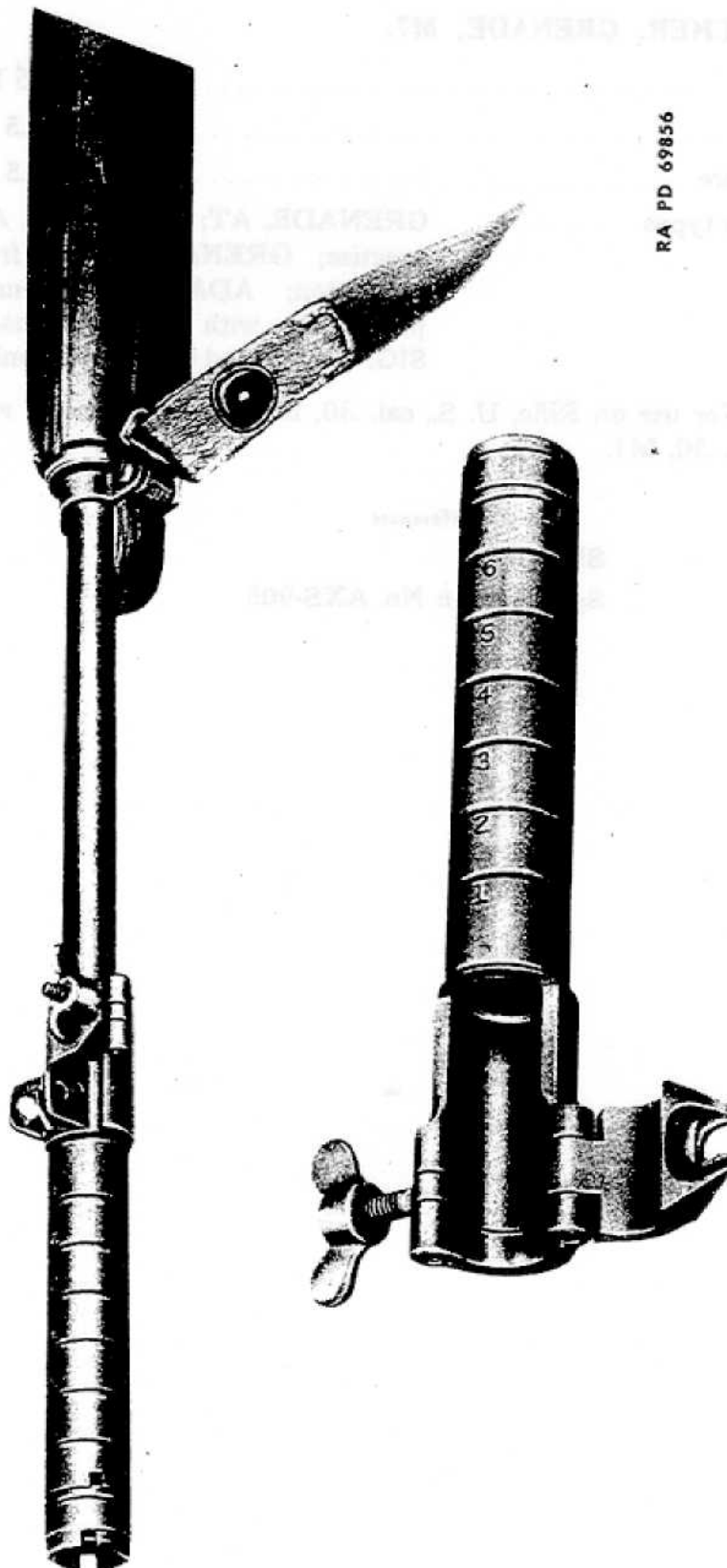


Figure 51—Launcher, Grenade, M8, and Carbine, Cal. .30, M1, M1A1

WEAPONS

53. LAUNCHER, GRENADE, M8.

Weight 11.5 oz (0.75 lb)
 Length 6.0 in.
 Diameter bore 0.4 in.
 Ammunition types GRENADE, AT; GRENADE, AT, practise; GRENADE, rifle, fragmentation; ADAPTER, grenade projection with hand grenade; SIGNAL, ground (A1 models only)

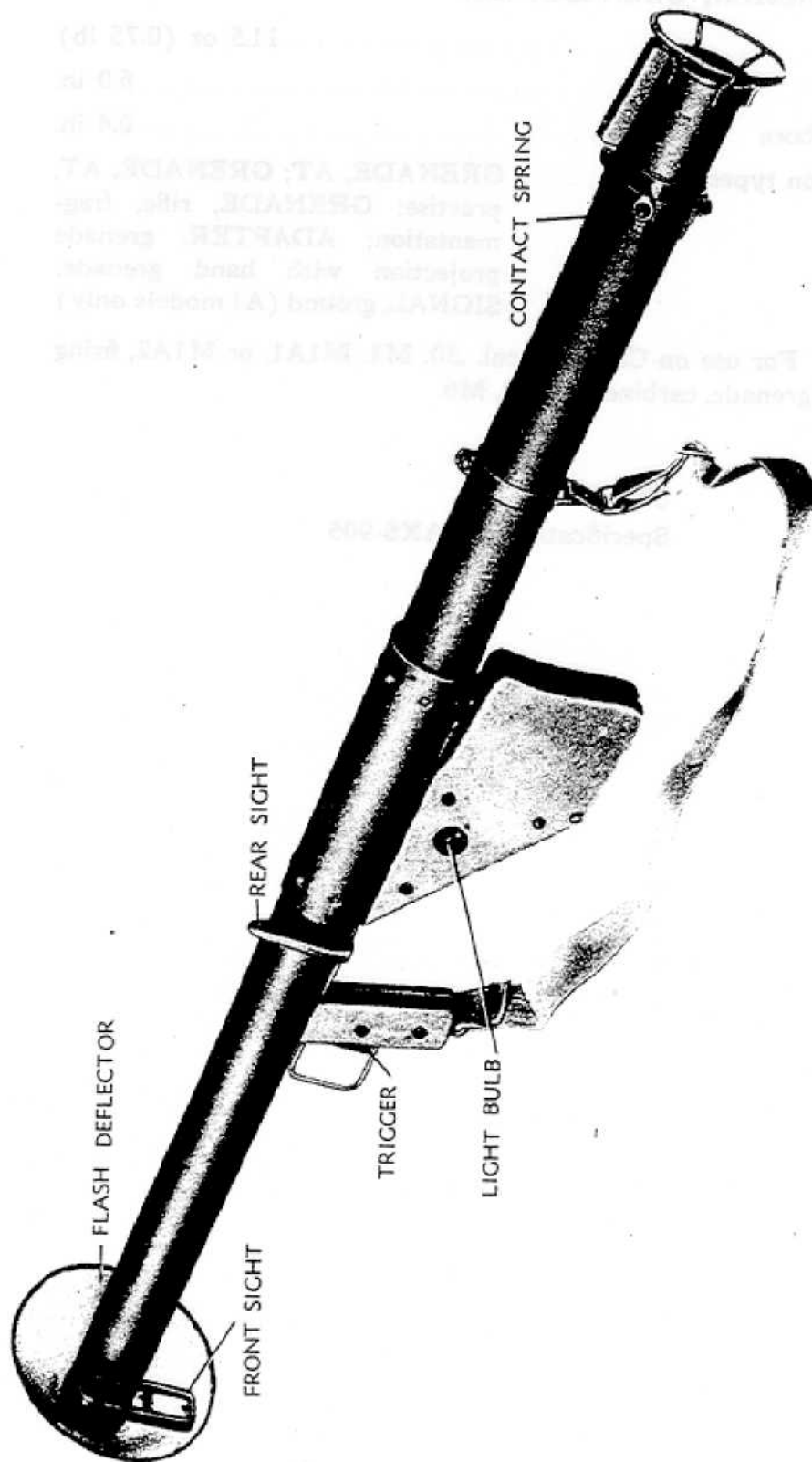
NOTE: For use on Carabines, cal. .30, M1, M1A1, or M1A2, firing Cartridge, grenade, carbine, cal. .30, M6.

References

SNL B-39

Specification No. AXS-905

SMALL ARMS, LIGHT FIELD MORTARS, AND 20-MM AIRCRAFT GUNS



RA PD 79928

Figure 52A—Launcher, Rocket, A.T., 2.36-In., M1A1—Left Side View

WEAPONS

54. LAUNCHER, ROCKET, A.T., 2.36-in., M1A1.

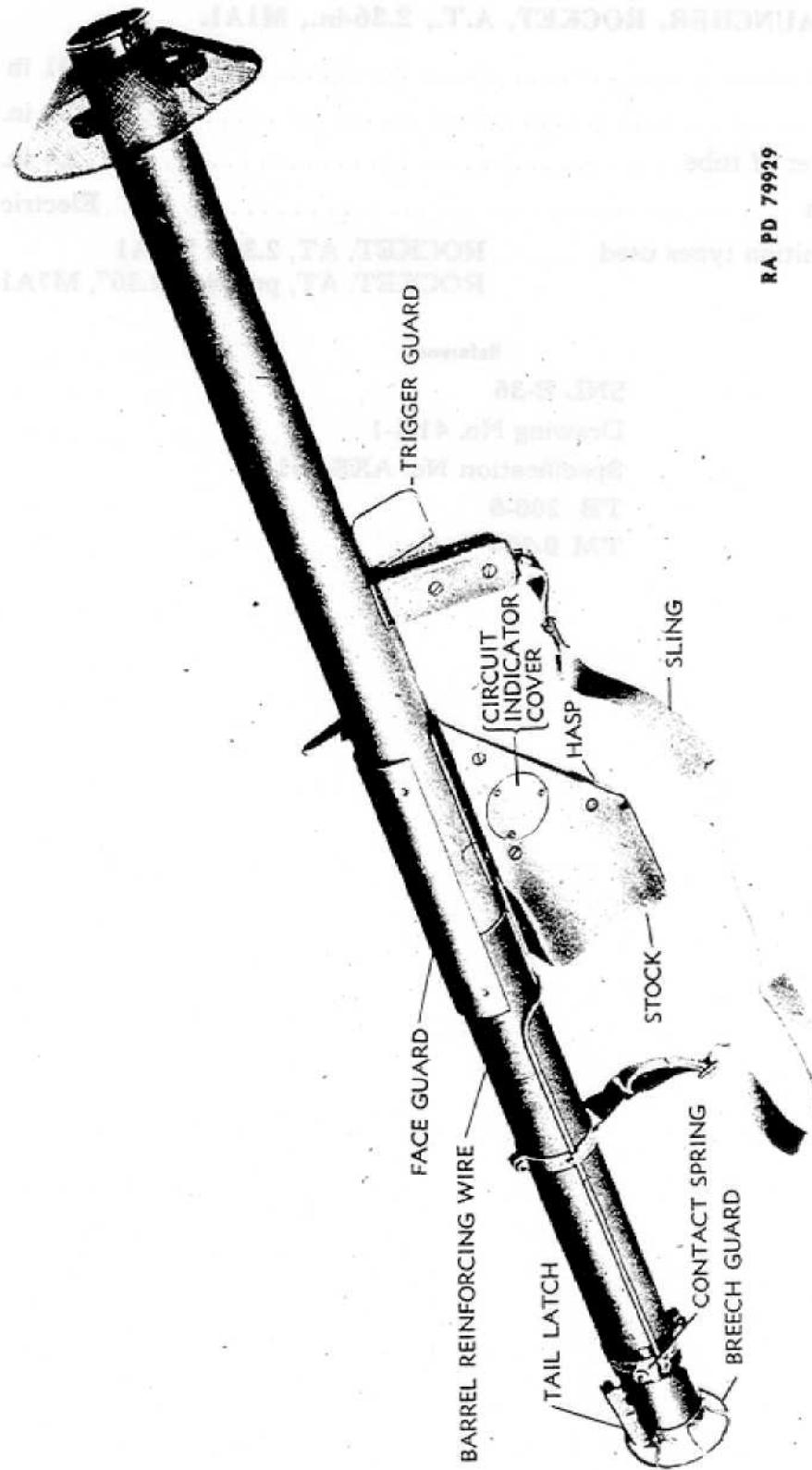
- Weight 13.01 lb
- Length 54 in.
- Diameter of tube 2.4 in.
- Ignition Electric
- Ammunition types used ROCKET, AT, 2.36", M6A1
 ROCKET, AT, practice, 2.36", M7A1

References

- SNL B-36
- Drawing No. 41-1-1
- Specification No. AXS-961
- TB 200-6
- TM 9-294



SMALL ARMS, LIGHT FIELD MORTARS, AND 20-MM AIRCRAFT GUNS



RA PD 79929


Figure 52B—Launcher, Rocket, A.T., 2.36-In., M1A1—Right Side View

Section III

MOUNTS

	Paragraph
MACHINE GUN MOUNTS:	
Mount, ring, machine gun, cal. .30, M41	55
Mount, tripod, machine gun, cal. .30, M2	56
Mount, tripod, machine gun, cal. .30, M1917A1	57
Mount, machine gun, cal. .50, AA, M2A1 (Tripod)	58
Mount, machine gun, cal. .50, AA, M3 (Navy designation Mk. 30)	59
Mount, pedestal, machine gun, cal. .50, AA, M2A1	60
Mount, pedestal, machine gun, cal. .50, M39 (Navy designation Mk. 21)	61
Mount, pedestal, machine gun, cal. .50, M43 (Navy designation Mk. 21)	62
Mount, pedestal, machine gun, twin, cal. .50, M46 (Navy designation Mk. 22)	63
Mount, tripod, machine gun, cal. .50, M3	64
Elevator cradle, AA, cal. .50, M1 (for Mount, tripod, machine gun, cal. .50, M3)	65

SMALL ARMS, LIGHT FIELD MORTARS, AND 20-MM AIRCRAFT GUNS



RA PD 79854

Figure 53—Mount, Ring, Machine Gun, Cal. .30, M41

MOUNTS

55. MOUNT, RING, MACHINE GUN, CAL. .30, M41.

Weight (approx.)	60 lb
Ring, diameter at base	31.8 in.
Working space	26.5 in.
Command, highest elevation	29 in.
Traverse	360 deg
Elevation	90 deg
Armor plate	None
Tactical use	Antiaircraft fire

NOTE: For use with Gun, machine, cal. .30, Browning, M1917A1 and Gun, machine, cal. .30, Browning, M1919A4.

References

SNL A-55

Specification No. 52-8-23

SMALL ARMS, LIGHT FIELD MORTARS, AND 20-MM AIRCRAFT GUNS




Figure 54—Mount, Tripod, Machine Gun, Cal. .30, M2

MOUNTS

56. MOUNT, TRIPOD, MACHINE GUN, CAL. .30, M2.


Weight	14 lb
Length:	
Extended	32.5 in.
Folded for transportation	27 in.
Spread of rear legs	30 in.
Command	11 in.
Tactical use	Ground fire
Traversing range:	
Without releasing elevating mechanism	50 deg
Free	6,400 mils (360 deg)
Traversing bar graduated	800 mils
Elevating range, free:	+21 deg, -45 deg
Mechanical	+19 deg, -25 deg
Least increment	1 mil
Elevating handwheel graduated	Every mil

NOTE: For use with Gun, machine, cal. .30, Browning, M1919A4 (flexible).

References

SNL A-6
 Drawings No. D7327 and No. D7052
 Specification No. 52-8-23
 FM 23-45
 TM 9-1205

SMALL ARMS, LIGHT FIELD MORTARS, AND 20-MM AIRCRAFT GUNS



RA PD 68961

Figure 55—Mount, Tripod, Machine Gun, Cal. .30, M1917A1

MOUNTS

57. MOUNT, TRIPOD, MACHINE GUN, CAL. .30, M1917A1.

Weight	53.2 lb
Length:	
Extended	42 in.
Folded for transportation	36 in.
Spread of front legs, extended	39 in.
Command	23 in.
Tactical use	Ground and antiaircraft fire
Traversing range:	
Mechanical	50 mils
Least increment	1 mil
Free	6,400 mils (360 deg)
Traversing dial graduated	Every 20 mils for 6,400 mils
Elevating limits, free	+1,156 mils (65 deg) —498 mils (28 deg)
Elevating limits, mechanical range:	50 mils
Least increment	1 mil
Elevating arc graduated	Every 25 mils for 900 mils
Depression in cradle slots	500 mils (28 deg) max
Depression within graduation on elevating arc	400 mils (22.5 deg) max

References


SNL A-5
Drawing No. D7553 and No. D7371
Specification No. 52-8-23
FM 23-55
TM 9-1205

SMALL ARMS, LIGHT FIELD MORTARS, AND 20-MM AIRCRAFT GUNS



RA PD 82817

Figure 56—Mount, Machine Gun, Cal. .50, AA, M2A1 (Tripod)



RA PD 82818

Figure 57—Mount, Machine Gun, Cal. .50, AA, M2A1 (Tripod)
(with Armor Plate)

MOUNTS

58. MOUNT, MACHINE GUN, CAL. .50, AA, M2A1 (TRIPOD).	
Weight tripod mount complete (no armor plate)	375 lb
Weight of pedestal (without base)	117 lb
Weight of cradle	119 lb
Weight of back rest	17 lb
Weight of sight, AA, cal. .50, M1	10 lb
Weight of legs	112 lb
Weight of tripod mount complete (with armor plate)	502 lb
Weight, upper shield (armor)	72 lb
Weight, lower shield (armor)	46 lb
Weight, bracket (armor)	8.5 lb
Tripod spread, front to rear	77 in.
Tripod spread, right to left	90 in.
Length of body leg	37.6 in.
Developed length of body leg	41.9 in.
Command	48.8 in.
Height of sights above ground	74.2 in.
Traverse	360 deg
Elevating limits	+60 deg, -15 deg
Tactical use	Antiaircraft fire

NOTE: For use with Gun, machine, cal. .50, Browning, M2, water-cooled, flexible (without spade grips). Tripod legs are of equal length, requiring a circle 104 inches in diameter, and are removable, for replacement with pedestal base for fixed installations. Armor consists of two shields of 1/4-inch armor plate 32 inches wide. This mount, when fitted with pedestal base in place of tripod legs, is known as Mount, machine gun, cal. .50, AA, M2A1 (pedestal). Use of Sight, AA, cal. .50, M1, when using armor on above mount is optional.

References

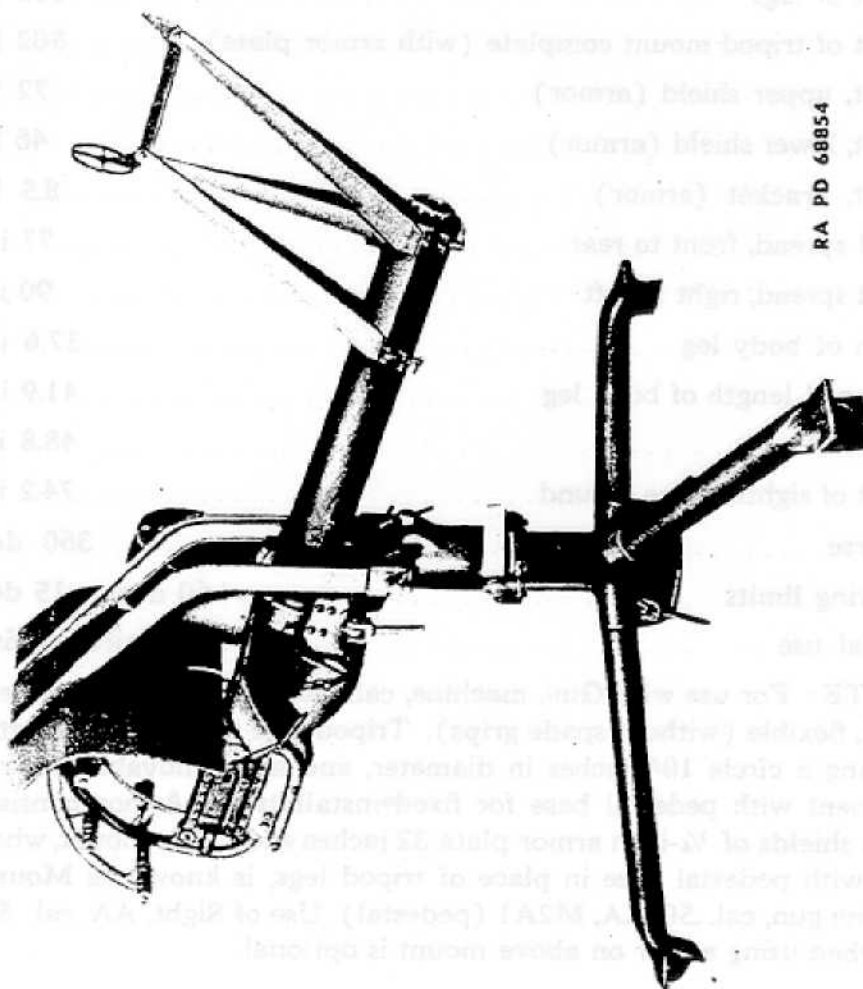
SNL A-37

Drawing No. D32950 and No. D33136

Specification No. 52-8-23

TM 9-226

SMALL ARMS, LIGHT FIELD MORTARS, AND 20-MM AIRCRAFT GUNS



RA PD 68854

Figure 58—Mount, Machine Gun, Cal. .50, AA, M3 (Navy Designation Mk. 30)

MOUNTS

59. MOUNT, MACHINE GUN, CAL. .50, AA, M3 (NAVY DESIGNATION MK. 30).

Weight, complete (with armor plate)	380 lb
Weight of pedestal assembly	112 lb
Weight of cradle and carriage (less shield)	120 lb
Weight of legs	81 lb
Weight of sight	10 lb
Weight of armor shield (pedestal)	39 lb
Weight of armor shield (carriage)	18 lb
Space required, axially	73.6 in.
Space required, transversely	84.8 in.
Radius of legs	49 in.
Command	37.1 in.
Height of sights above ground	62.9 in.
Distance, front sight forward of column	51.6 in.
Sight radius	12 in.
Traverse	Unlimited, 360 deg
Elevating limits	+90 deg, -15 deg
Sight control	None
Tactical use	Antiaircraft fire

NOTE: For use with Gun, machine, cal. .50, Browning, M2, water-cooled, flexible; also can be fitted to any other Gun, machine, cal. .50, Browning, M2, by addition of suitable counterweight (41.5 lb).

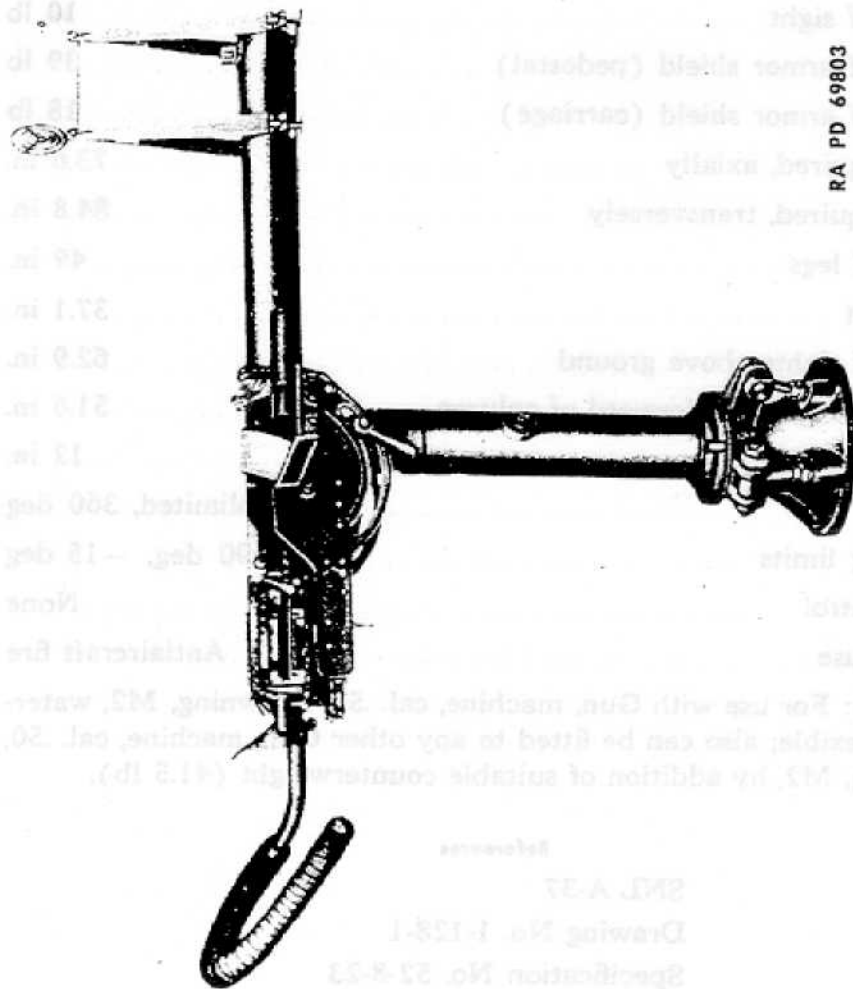
References

SNL A-37

Drawing No. 1-128-1

Specification No. 52-8-23

SMALL ARMS, LIGHT FIELD MORTARS, AND 20-MM AIRCRAFT GUNS



RA PD 69803

Figure 59—Mount, Pedestal, Machine Gun, Cal. .50, AA, M2A1 (Without Armor Plate)

MOUNTS

60. MOUNT, PEDESTAL, MACHINE GUN, CAL. .50, AA, M2A1.

Weight, pedestal mount complete (no armor plate)	315 lb
Weight of pedestal	117 lb
Weight of pedestal base	52 lb
Weight of cradle	119 lb
Weight of back rest	17 lb
Weight of Sight, AA, cal. .50, M1	10 lb
Weight, pedestal mount complete (with armor plate)	442 lb
Weight of upper shield (armor)	72 lb
Weight of lower shield (armor)	46 lb
Weight of bracket (armor)	8.5 lb
Command	48.8 in.
Height of sights above ground	74.2 in.
Traverse	360 deg
Elevating limits	+ 69 deg, - 15 deg
Tactical use	Antiaircraft fire

NOTE: For use with Gun, machine, cal. .50, M2, Browning, water-cooled, flexible (without spade grips). Armor consists of two shields of 1/4-inch armor plate 32 inches wide. This mount is identical with the Mount, machine gun, cal. .50, AA, M2A1 (tripod) except that a pedestal base has been substituted for the tripod legs. The tripod legs and pedestal base are readily interchangeable for this mount. Use of Sight, AA, cal. .50, when using armor on above mounts is optional.

References

SNL A-37

Drawing No. D32950 and D33136

Specification No. 52-8-23

TM 9-226

SMALL ARMS, LIGHT FIELD MORTARS, AND 20-MM AIRCRAFT GUNS



RA PD 68859

Figure 60—Mount, Pedestal, Machine Gun, Cal. .50, M39
(Navy Designation Mk. 21)

MOUNTS

61. MOUNT, PEDESTAL, MACHINE GUN, CAL. .50, M39
(NAVY DESIGNATION MK. 21).

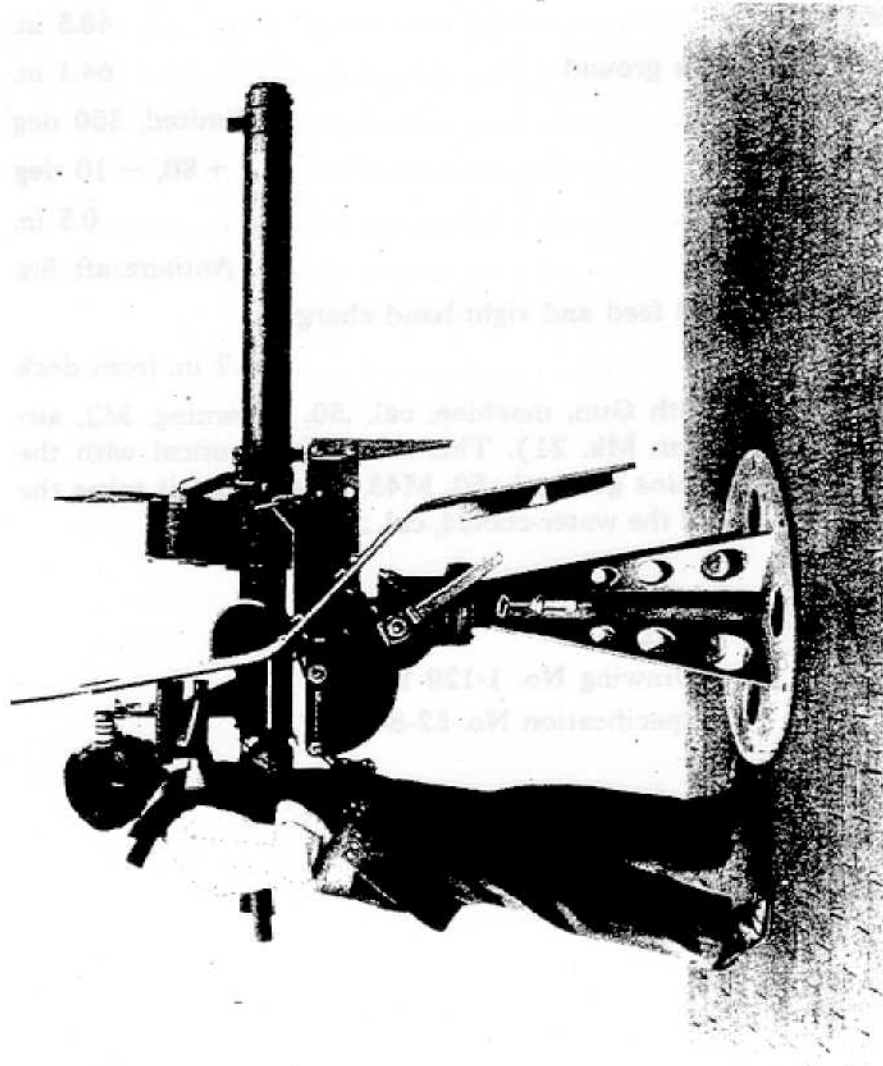
Weight, complete with sights, but without gun or ammunition chest	725 lb
Pedestal, fixed: diameter at base	30 in.
Working space	40 in. max radius
Command	48.5 in.
Height of sights above ground	64.1 in.
Traverse	Unlimited, 360 deg
Elevating limits	+ 80, - 10 deg
Shield (armor plate)	0.5 in.
Tactical use	Antiaircraft fire
Equipped for left-hand feed and right-hand charging.	
Eyepiece	64.2 in. from deck

NOTE: For use with Gun, machine, cal. .50, Browning, M2, aircraft (Navy designation Mk. 21). This mount is identical with the Mount, pedestal, machine gun, cal. .50, M43, except that it takes the aircraft gun in place of the water-cooled, cal. .50 gun.

References

SNL A-55
Drawing No. 1-129-1A
Specification No. 52-8-23

SMALL ARMS, LIGHT FIELD MORTARS, AND 20-MM AIRCRAFT GUNS



RA PD 68853

Figure 61—Mount, Pedestal, Machine Gun, Cal. .50, M43 (Navy Designation Mk. 21)

MOUNTS

**62. MOUNT, PEDESTAL, MACHINE GUN, CAL. .50, M43
(NAVY DESIGNATION MK. 21).**

Weight, complete with sights, but without gun or ammunition chest	725 lb
Pedestal, fixed: diameter at base	30 in.
Working space	40 in. max radius
Command	48.5 in.
Height of sights above ground	64.1 in.
Traverse	360 deg
Elevating limits	+ 80, - 10 deg
Shield (armor plate)	0.5 in.
Tactical use	Antiaircraft fire
Equipped for left-hand feed and right-hand charging.	
Eyepiece	64.2 in. from deck

NOTE: For use with Gun, machine, cal. .50, Browning, M2, water-cooled (Navy designation Mk. 21). This mount is identical with the Mount, pedestal, machine gun, cal. .50, M39, except that it takes the water-cooled gun in place of the aircraft, cal. .50 gun.

References

- SNL A-55
- Drawing No. 1-129-1A
- Specification No. 52-8-23

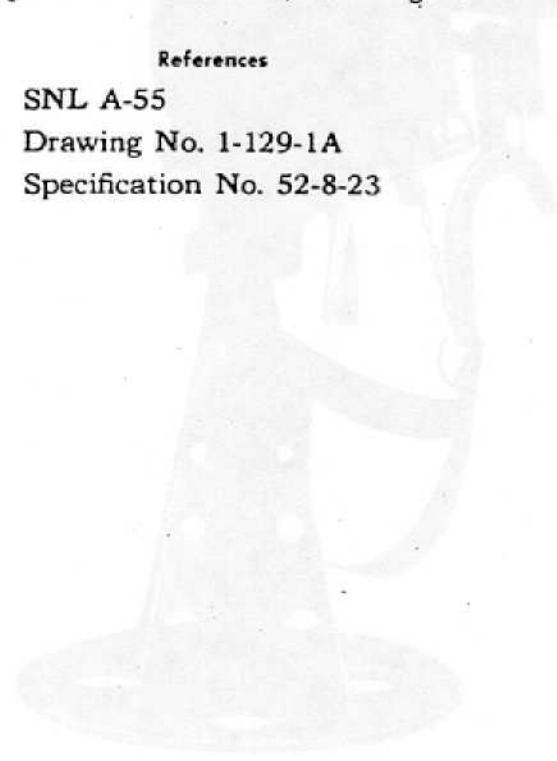



Figure 62—Mount, Pedestal, Machine Gun, Twin, Cal. .50, M43 (Navy Designation Mk. 21)

SMALL ARMS, LIGHT FIELD MORTARS, AND 20-MM AIRCRAFT GUNS



RA PD 68858

**Figure 62—Mount, Pedestal, Machine Gun, Twin, Cal. .50, M46
(Navy Designation Mk. 22)**

MOUNTS

63. MOUNT, PEDESTAL, MACHINE GUN, TWIN, CAL. .50, M46 (NAVY DESIGNATION MK. 22).

Weight, complete with sights, but without gun or ammunition chest	825 lb
Pedestal, fixed: diameter at base	30 in.
Working space	40 in. max radius
Command	48.5 in.
Height of sights above ground	64.1 in.
Traverse	360 deg
Elevating limits	+ 81, - 10 deg
Shield (armor plate)	$\frac{3}{8}$ in.
Adjustable padded shoulder supports and seat.	
Equilibrator spring in pedestal to control mount.	

NOTE: For use with:

- Gun, machine, cal. .50, Browning, M2; WC
- Gun, machine, cal. .50, Browning, M2, AC
- Gun, machine, cal. .50, Browning, M2, HB

References

- SNL A-55
- Drawing No. 1-131-1A
- Specification No. 52-8-23

SMALL ARMS, LIGHT FIELD MORTARS, AND 20-MM AIRCRAFT GUNS



Figure 63—Mount, Tripod, Machine Gun, Cal. .50, M3

MOUNTS

64. MOUNT, TRIPOD, MACHINE GUN, CAL. .50, M3.


Weight	44 lb
Length, folded for transportation	41 in.
Length:	
Leg extensions retracted	52 in.
Leg extensions extended	71 in.
Spread of rear legs:	
Leg extensions retracted	44 in.
Leg extensions extended	60 in.
Gun trunnions above ground:	
Leg extensions retracted	10 in.
Leg extensions extended	13 in.
Tactical use	Ground fire
Traversing range:	
Free	6,400 mils (360 deg)
Without releasing elevating mechanism	800 mils
Traversing bar graduated	Every 5 mils for 800 mils
Elevating range	+100 mils, -250 mils
Elevating range, least increment	1 mil
Elevating handwheel graduated	Every mil

NOTE: For use with Gun, machine, cal. .50, Browning, M2, HB.

References

- SNL A-39
- OFSC 42
- Drawing No. D7334 and D7135
- Specification No. 52-8-23
- FM 23-60

SMALL ARMS, LIGHT FIELD MORTARS, AND 20-MM AIRCRAFT GUNS



RA PD 82820

Figure 64—Elevator Cradle, AA, Cal. .50, M1 (for Mount, Tripod, Machine Gun, Cal. .50, M3)

MOUNTS

65. ELEVATOR CRADLE, AA, CAL. .50, M1 (FOR MOUNT, TRIPOD, MACHINE GUN, CAL. .50, M3).

Weight, complete assembly (approx.)	90 lb
Weight of pintle and cradle	18.2 lb
Weight of elevator (approx.)	30 lb
Weight of M3 tripod mount (less pintle)	42 lb
Length:	
Leg extensions retracted	52 in.
Leg extensions extended	71 in.
Spread of rear legs:	
Leg extensions retracted	44 in.
Leg extractions extended	60 in.
Command	58½ in.
Traverse	360 deg
Elevating limits	+82 deg, 16 deg
Tactical use	Antiaircraft fire

NOTE: Used as standard accessory for Mount, tripod, machine gun, cal. .50, M3.


SMALL ARMS, LIGHT FIELD MORTARS, AND 20-MM AIRCRAFT GUNS

Section IV

PYROTECHNIC PROJECTORS

	Paragraph
PISTOLS:	
Pistol, pyrotechnic, M2.....	66
Pistol, pyrotechnic, AN-M8 and Mount M1.....	67
Pistol, Very, signal, Mk. III (10-gage).....	68
Pistol, Very, M5.....	69
PROJECTORS:	
Projector, signal, ground, M1A1.....	70
Projector, signal, ground, M4.....	71
Projector, pyrotechnic, hand, M9.....	72
DISCHARGER:	
Discharger, pyrotechnic, AN-M5.....	73

SMALL ARMS LIGHT TROOP AIRCRAFT GUNS PYROTECHNIC PROJECTORS



RA PD 68963

Figure 65—Pistol, Pyrotechnic, M2

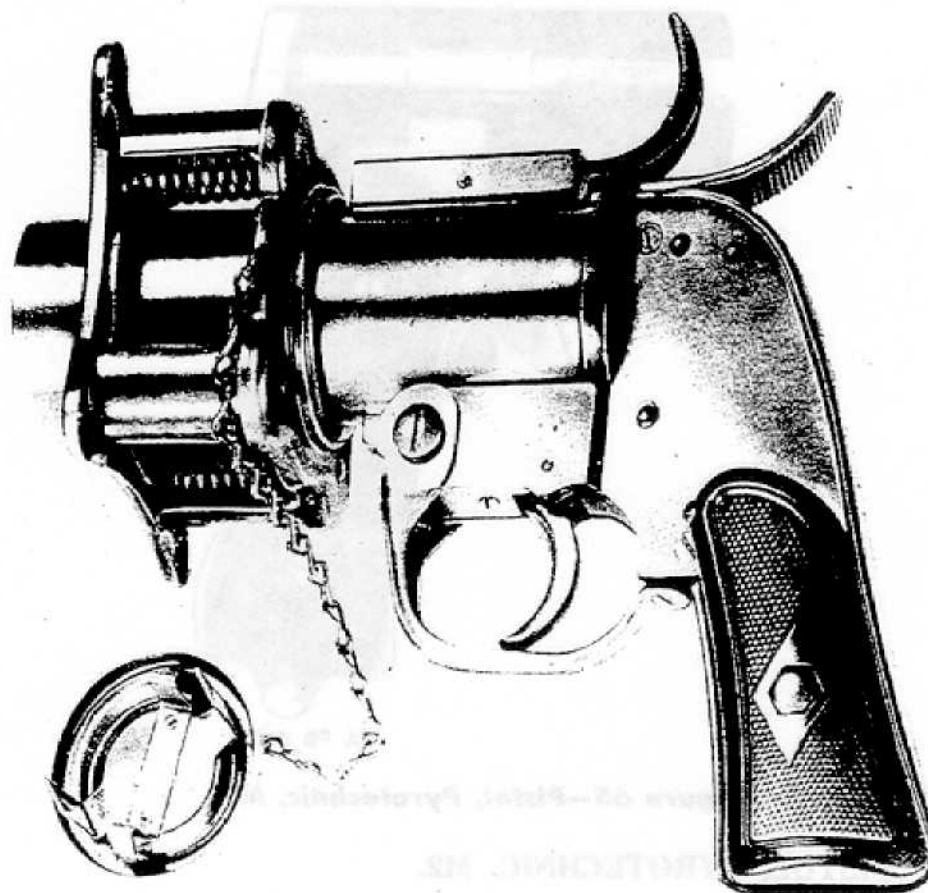
66. PISTOL, PYROTECHNIC, M2.

Weight	3.1 lb
Length of barrel	2.15 in.
Height	7.4 in.
Diameter of bore	1.56 in.
Trigger pull	20 to 22 lb

References

- SNL B-18
- Drawing No. 42-26
- Specification No. 52-3-15A
- TM 9-1290

SMALL ARMS, LIGHT FIELD MORTARS, AND 20-MM AIRCRAFT GUNS



RA PD 50904

Figure 66—Pistol, Pyrotechnic AN-M8 with Mount M1
—Left Side View


67. PISTOL, PYROTECHNIC, AN-M8, WITH MOUNT M1.

Weight of pistol	2.1 lb
Weight of pistol and mount	3.2 lb
Length (over-all)	8.2 in.
Length of pistol and mount (over-all)	9.9 in.
Height	8.4 in.
Length of barrel	4.12 in.
Diameter of bore	1.58 in.
Trigger pull	5.8 lb
Ammunition AN-M37 through M45 (army-navy type, rimmed); AN-M28 through M36 (interim type, rimless); M11, M14, M15, M16 aircraft (long case, rimless; all except M14 are parachute types)	

References

SNL B-33 Specification No. AXS-658
Drawing No. 42-44-1A TM 9-290; TM 9-1290

SMALL ARMS, LIGHT AND MEDIUM CALIBER, AIRCRAFT GUNS
PYROTECHNIC PROJECTORS



RA PD 68964

Figure 67—Pistol, Very, Signal Mk. III (10-Gage)

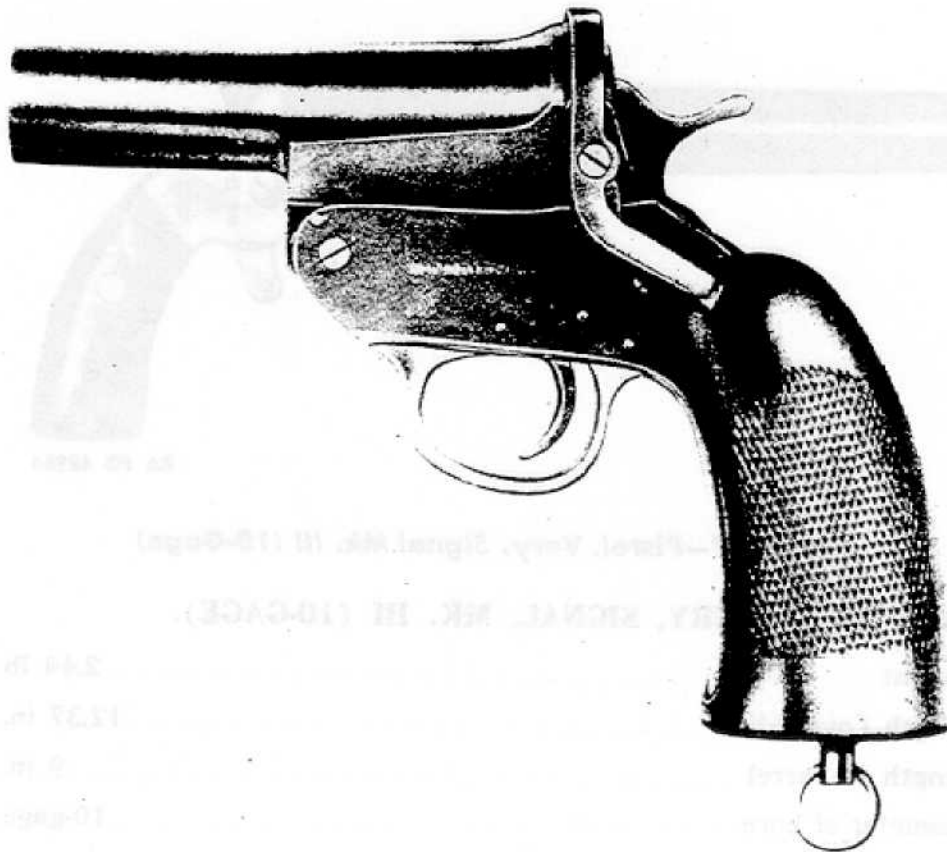
68. PISTOL, VERY, SIGNAL, MK. III (10-GAGE).

Weight	2.44 lb
Length (over-all)	12.37 in.
Length of barrel	9 in.
Diameter of bore	10-gage

References

- SNL B-23
- Drawing No. 78-2-1
- TM 9-1290
- TM 9-290

SMALL ARMS, LIGHT FIELD MORTARS, AND 20-MM AIRCRAFT GUNS



RA PD 50757

Figure 68—Pistol, Very, M5

69. PISTOL, VERY, M5.

Weight	1.6 lb
Length	7.5 in.
Trigger pull	6 lb
Diameter of bore	10-gage
Length of bore	4.31 in.

References

- SNL B-23
- Drawing No. D3990
- TM 9-290
- TM 9-1290

PYROTECHNIC PROJECTORS



RA PD 51588


Figure 69—Projector, Signal, Ground, M1A1

70. PROJECTOR, SIGNAL, GROUND, M1A1.

Weight	12.4 lb
Weight of support	7.7 lb
Weight of projector	4.7 lb
Length (over-all)	48.8 in.
Length of projector	15.8 in.
Length of spike	10.8 in.
Length of barrel	11.6 in.
Diameter of bore	1.64 in.
Ammunition	Signals, ground, M17 through M22

References

- SNL B-19
- Drawing No. 78-2-265
- Specification No. 52-3-16
- TM 9-290
- TM 9-1290



RA PD 82833

Figure 70—Projector, Signal, Ground, M4


71. PROJECTOR, SIGNAL, GROUND, M4.

Weight	2.6 lb
Length	11.9 in.
Diameter of bore	1.66 in.
Length of bore	11.6 in.
Ammunition	SIGNALS, ground, M17 to M22 series

References

- SNL B-24
- Drawing No. C64313
- Specification No. SXS-112
- TM 9-290
- TM 9-292
- TM 9-1290
- TM 9-1292

PYROTECHNIC PROJECTORS



RA PD 57301


Figure 71—Projector, Pyrotechnic, Hand, M9

72. PROJECTOR, PYROTECHNIC, HAND, M9.

Weight 14 oz (0.87 lb)
Length (over-all) 7.6 in.
Length of barrel 6.12 in.
Diameter of bore 1.58 in.
Ammunition AN-M37 through M45 (army-navy type, rimmed);
AN-M28 through M36 (interim type, rimless); and
M11, M14, M15, and M16 aircraft (long case, rimless, all except M14 are parachute types)

References

SNL B-38
Drawing: no ordnance drawing
(commercial item)
Specification No. AXS-812
TM 9-290
TM 9-1290



RA PD 50920

Figure 72—Discharger, Pyrotechnic, AN-M5

73. DISCHARGER, PYROTECHNIC, AN-M5.

Weight of discharger	8.6 lb
Weight of controller	0.9 oz
Length of discharger	9 in.
Length of controller	9.9 to 15 in.
Caliber	1.58 in.
Number of barrels	6
Length of barrels	4.5 in.
Type of action	double
Ammunition	AN-M37 through M45 (army-navy type)

References

- SNL B-34
- Drawing No. 42-39-1
- Specification No. AXS-686
- TM 9-290
- TM 9-1290

Section V

EQUIPMENT

Paragraph

MISCELLANEOUS EQUIPMENT:

Knife, trench, M3	74
Scabbard, trench knife, M8	75
Bayonet M1	76
Scabbard, bayonet, M7	77
Bayonet M1905	78
Scabbard, bayonet, M3	79
Bayonet M1917	80
Scabbard, bayonet, M1917	81
Saber, officer's, M1907	82
Scabbard, saber, officer's, M1907	83
Helmet, steel, M1	84
Holster, pistol, cal. .45, M3 (shoulder type)	85
Cart, hand, M3A4	86

LINK-LOADING MACHINE:

Machine, link-loading, cal. .30, M3	87
Machine, link-loading, cal. .50, M2	88
Machine, linking, 20-mm ammunition, M4	89


TARGETS:

Disk, bayonet, practice, M1	90
Target, bobbing, M1913	91
Target, "I," M1913	92
Target, landscape, series "A"	93
Target, "M," paper silhouette, tank, machine gun	94
Target, rolling, machine gun	95

SMALL ARMS, LIGHT FIELD MORTARS, AND 20-MM AIRCRAFT GUNS

	Paragraph
Target, sliding, combination	96
Frame, target, landscape	97
Target, balloon, rubber, M1	98
Target pasters, gummed, water-proofed	99

EQUIPMENT



RA PD 82834

Figure 73—Knife, Trench, M3, and Scabbard, Trench Knife, M8

74. KNIFE, TRENCH, M3.

Weight	9 oz (0.56 lb)
Length (over-all)	11.7 in.
Length of blade	6.7 in.

References

Drawing No. 20-2B-52
Specification No. AXS-865

75. SCABBARD, TRENCH KNIFE, M8.

Weight	24 lb
Length	12.0 in.

NOTE: Made of plastic material. Worn on pistol belt or any leather or web belt with thongs for fastening on leg.

References

Drawing No. 20-2B-57
Specification No.

SMALL ARMS, LIGHT FIELD MORTARS, AND 20-MM AIRCRAFT GUNS

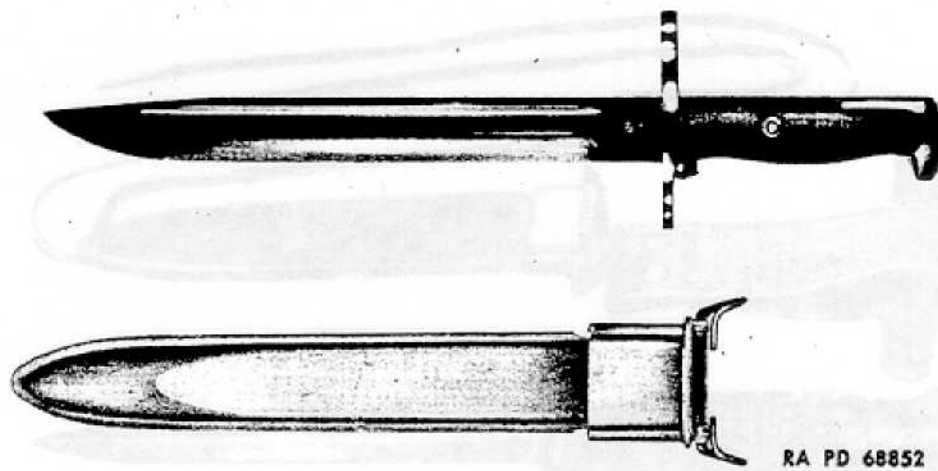


Figure 74—Bayonet M1 and Scabbard, Bayonet, M7

76. BAYONET M1.

Weight	13.5 oz (0.84 lb)
Length	14.4 in.
Length of blade	10.0 in.
Length of guard and grip	4.4 in.

References

SNL B-8
Drawing No. 20-2B-54
Specification No. 52-4-1


77. SCABBARD, BAYONET, M7.

Weight	5 oz (0.31 lb)
Length	11.2 in.

References

SNL B-8
Drawing No. 20-2B-56
Specification No. RIXS-212

EQUIPMENT



RA PD 7629


Figure 75—Bayonet M1905

78. BAYONET M1905.

Weight	1.01 lb
Length	20.6 in.
Length of blade	16.2 in.
Length of guard and grip	4.4 in.

References

- SNL B-8
- Drawing No. D35353
- Specification No. 52-4-1A
- FM 23-25



RA PD 69855

Figure 76—Scabbard, Bayonet, M3


79. SCABBARD, BAYONET, M3.

Weight	0.44 lb
Length	17.3 in.

References

- SNL B-8
- Drawing No. D39686
- Specification No. RIXS-212

SMALL ARMS, LIGHT FIELD MORTARS, AND 20-MM AIRCRAFT GUNS



RA PD 6107

Figure 77 — Bayonet M1917 and Scabbard, Bayonet, M1917

EQUIPMENT

80. BAYONET M1917.

Weight 1.1 lb
Length 22 in.
Length of blade 17.1 in.
Length of guard and grip 5 in.

References

SNL B-8
Drawing No. 20-2B-32
Specification No. 52-4-1

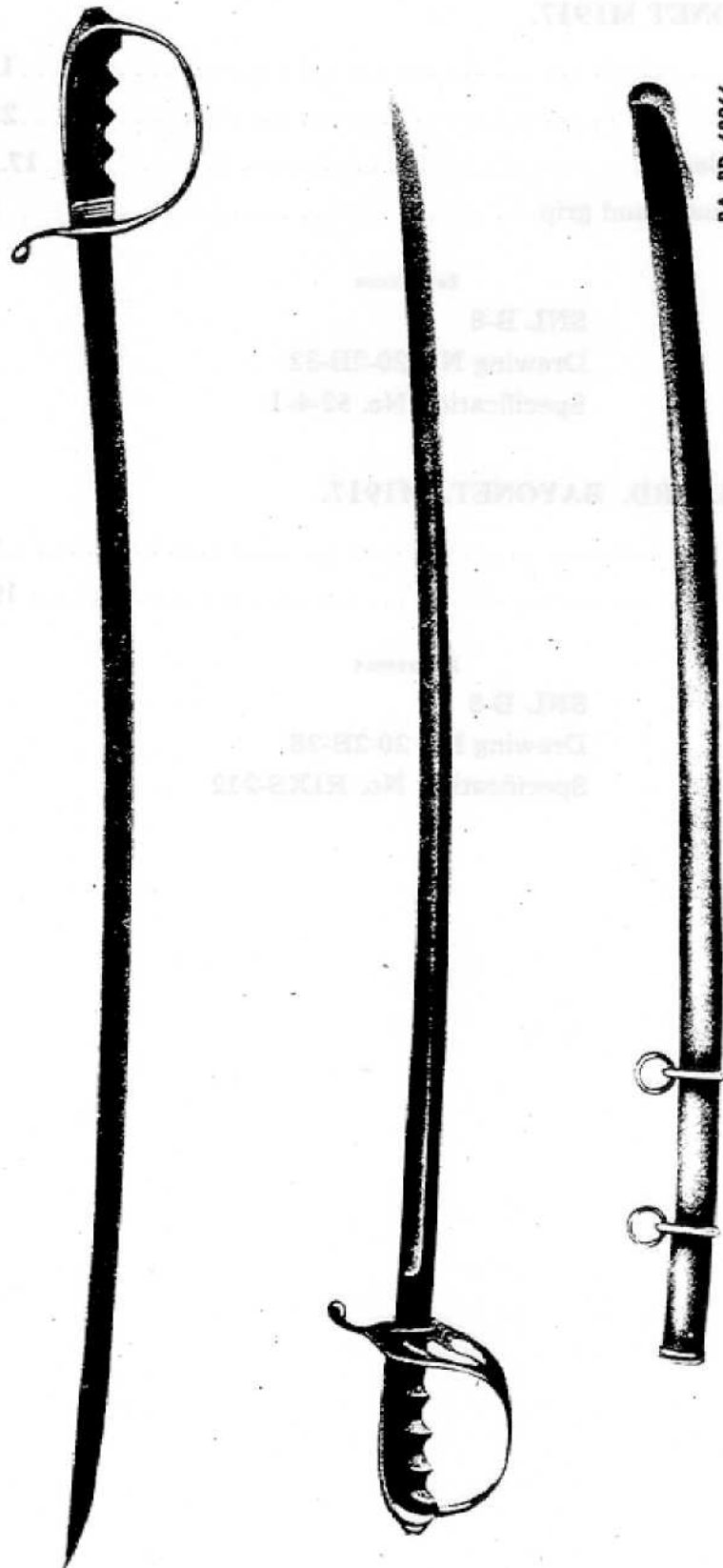
81. SCABBARD, BAYONET, M1917.

Weight 9 oz.
Length 19 in.

References

SNL B-8
Drawing No. 20-2B-28
Specification No. RIXS-212

SMALL ARMS, LIGHT FIELD MORTARS, AND 20-MM AIRCRAFT GUNS



RA PD 68966

Figure 78—Saber, Officer's, M1907, and Scabbard, Saber, Officer's, M1907

EQUIPMENT

82. SABER, OFFICER'S, M1907.

Weight of 30-in. blade.....	1.3 lb
Length (over-all)	35.5 in., 37.5 in., or 39.5 in.
Length of blade.....	30 in., 32 in., and 34 in. (respectively)
Grip	Hard rubber
Grip length	5.5 in.
Inscription	"U. S." etched on left side
Classification	Standard

NOTE: Issued by the Quartermaster Corps.

References

- Drawing No. 20-2B-15
- Specification No. 52-4-6

83. SCABBARD, SABER, OFFICER'S, M1907.

Weight of 30-in. sheath.....	0.75 lb
Length to accommodate.....	30 in., 32 in., or 34 in. saber

NOTE: Issued by the Quartermaster Corps.

References

- Drawing No. 20-2B-16
- Specification No. 52-4-22

SMALL ARMS, LIGHT FIELD MORTARS, AND 20-MM AIRCRAFT GUNS



Figure 79—Helmet, Steel, M1

EQUIPMENT

84. HELMET, STEEL, M1.

Weight, complete with liner	3 lb
Weight without liner	2.4 lb
Thickness, minimum	0.035 in.

References

Drawing No. D39085 (assembly)

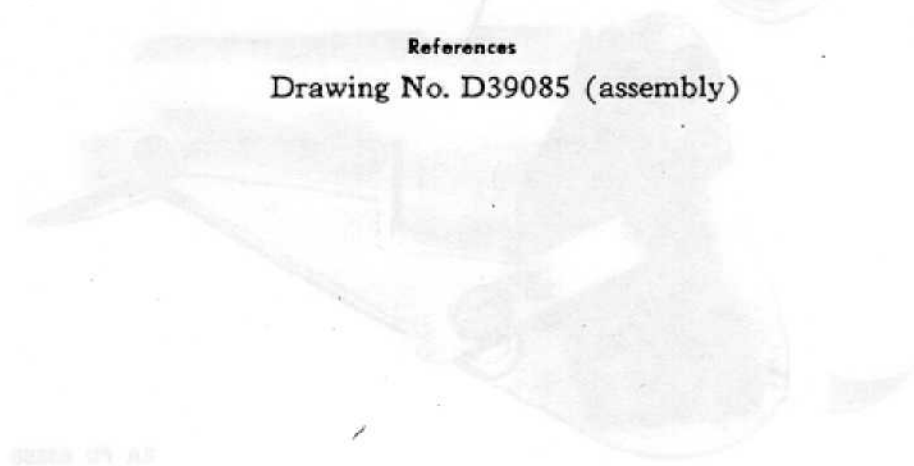
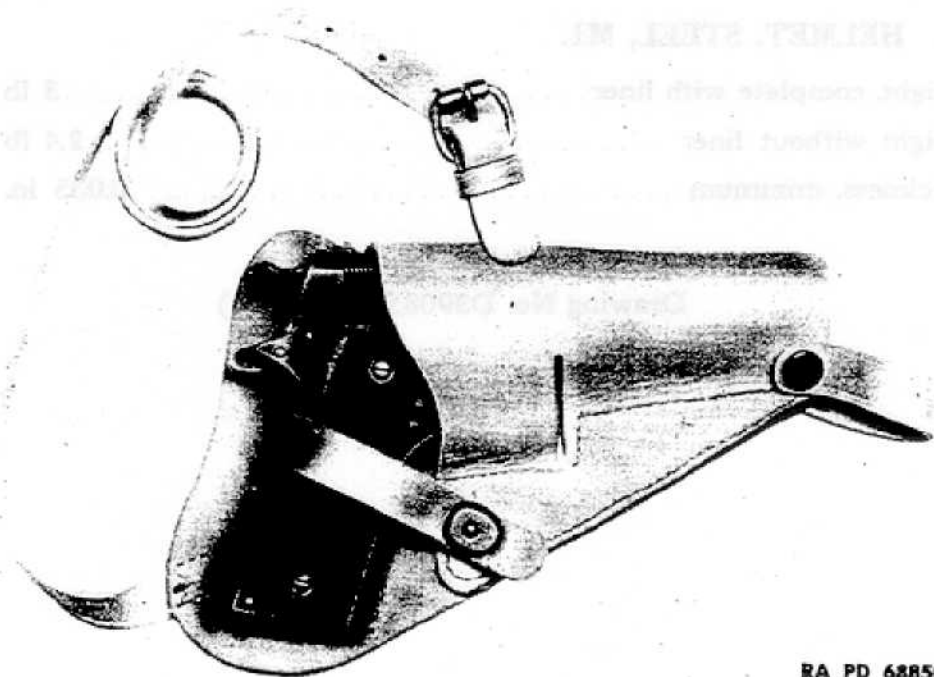


Figure 80--M1 Helmet, Steel, Cal. 42, M1 (Standard Type)
82. M1 HELMET, STEEL, CAL. 42, M1 (STANDARD TYPE)
Length 10 in.
Width 6 in.
Length at buckle strap (approx.) 17 in.
Width at buckle strap 11-8 in.
NOTE: Helmet is retained in position by fitted chin strap fastener on
strap. Helmet is held from shoulder by buckle strap.

References
SMD, E-A
Drawing No. 30-17-101
Specification No. 82-3-3

SMALL ARMS, LIGHT FIELD MORTARS, AND 20-MM AIRCRAFT GUNS



RA PD 68850

Figure 80—Holster, Pistol, Cal. .45, M3 (Shoulder Type)

85. HOLSTER, PISTOL, CAL. .45, M3 (SHOULDER TYPE).

Length	10 in.
Width	6 in.
Length of buckle strap (approx.)	37 in.
Width of buckle strap	0.8 in.

NOTE: Pistol is retained in holster by lifted dot snap fastener on strap. Holster is held from shoulder by buckle strap.

References

SNL B-6

Drawing No. 20-17-101

Specification No. 52-3-2

EQUIPMENT




Figure 81—Cart, Hand, Utility, M3A4

86. CART, HAND, M3A4.

Length (over-all)	69.5 in.
Width (over-all)	39.1 in.
Height (over-all)	19.8 in.
Height (wheel diameter)	20 in.
Dimension of body	24 x 32 x 5 in.
C/C tread	32.5 in.
Road clearance	12 in.
Weight of cart	74 lb
Weight of cover	6 lb
Tires	4.00 x 12, 2-ply, high speed balloon
Tubes	4.00 x 12
Tire pressure	24 lb

NOTE: The basic item of this group is the utility Hand Cart M3A4. By the addition of suitable brackets and straps, it can be converted into any of the following: Hand Cart M4A1, for cal. .30 machine gun; Hand Cart M5A1, for cal. .50 machine gun; and Hand Cart M6A1, for 81-mm mortar.

References

SNL A-42

Drawing M3A4	1-100-60
M3A1	1-100-70
M5A1	1-100-80
M6A1	1-100-90

Specification No. 52-8-9A1

SMALL ARMS, LIGHT FIELD MORTARS, AND 20-MM AIRCRAFT GUNS



RA PD 68848

Figure 82—Machine, Link Loading, Cal. .30, M3

87. MACHINE, LINK-LOADING, CAL. .30, M3.

Weight	10.7 lb
Cartridge capacity	20 rounds
Length (over-all)	13.4 in.
Width	8.5 in.
Height (handle folded down)	2.8 in.
Average load on lever necessary to load links	21 lb
Rate of loading, one man	Approx. 1,040 rounds per hr
Rate of loading, two men	Approx. 2,000 rounds per hr

References

- SNL A-28
- Drawing No. D35341
- Specification No. 52-8-27

EQUIPMENT




Figure 83—Machine, Link Loading, Cal. .50, M2

88. MACHINE, LINK-LOADING, CAL. .50, M2.

Weight	18.8 lb
Cartridge capacity	10 rounds
Length (over-all)	12.0 in.
Width	14.9 in.
Height (handle folded down)	4.2 in.
Average load on lever necessary to load links	43 lb
Rate of loading, one man	Approx. 1,040 rounds per hr
Rate of loading, two men	Approx. 2,000 rounds per hr

References

- SNL A-39
- Drawing No. D8794
- Specification No. 52-8-27

SMALL ARMS, LIGHT FIELD MORTARS, AND 20-MM AIRCRAFT GUNS

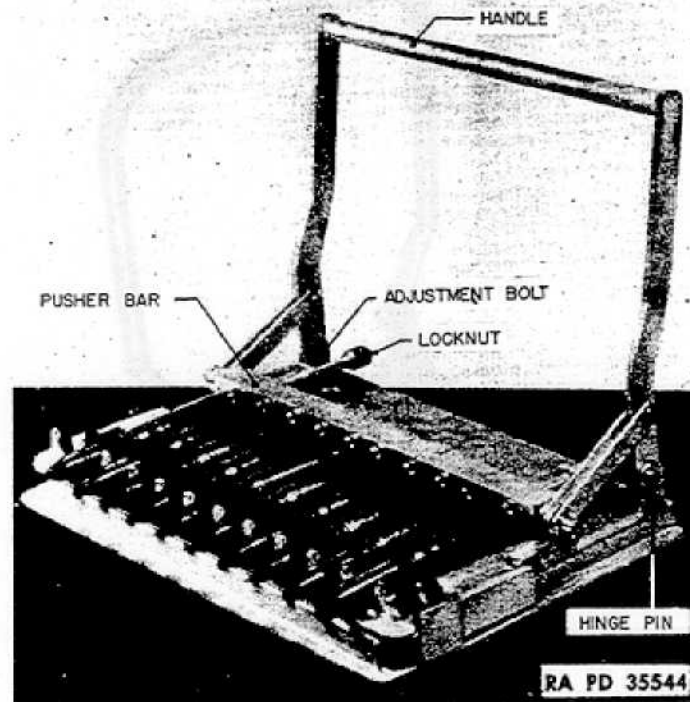


Figure 84—Machine, Linking, 20-MM Ammunition, M4

89. MACHINE, LINKING, 20-MM AMMUNITION, M4.

Weight	20 lb
Cartridge capacity	10 rounds
Length (over-all)	Approx. 13 in.
Width	16 in.
Height (over-all)	13.37 in.
Method of operation	Manual

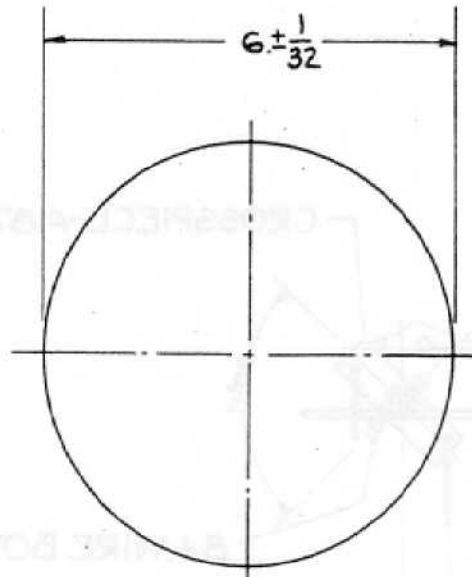
References

SNL A-47

Drawing No. D69370

TM 9-227

EQUIPMENT



CARDBOARD
APPROX. .06 TO .07 THICK
ANY COLOR

RA PD 5724

Figure 85—Disk, Bayonet, Practice, M1

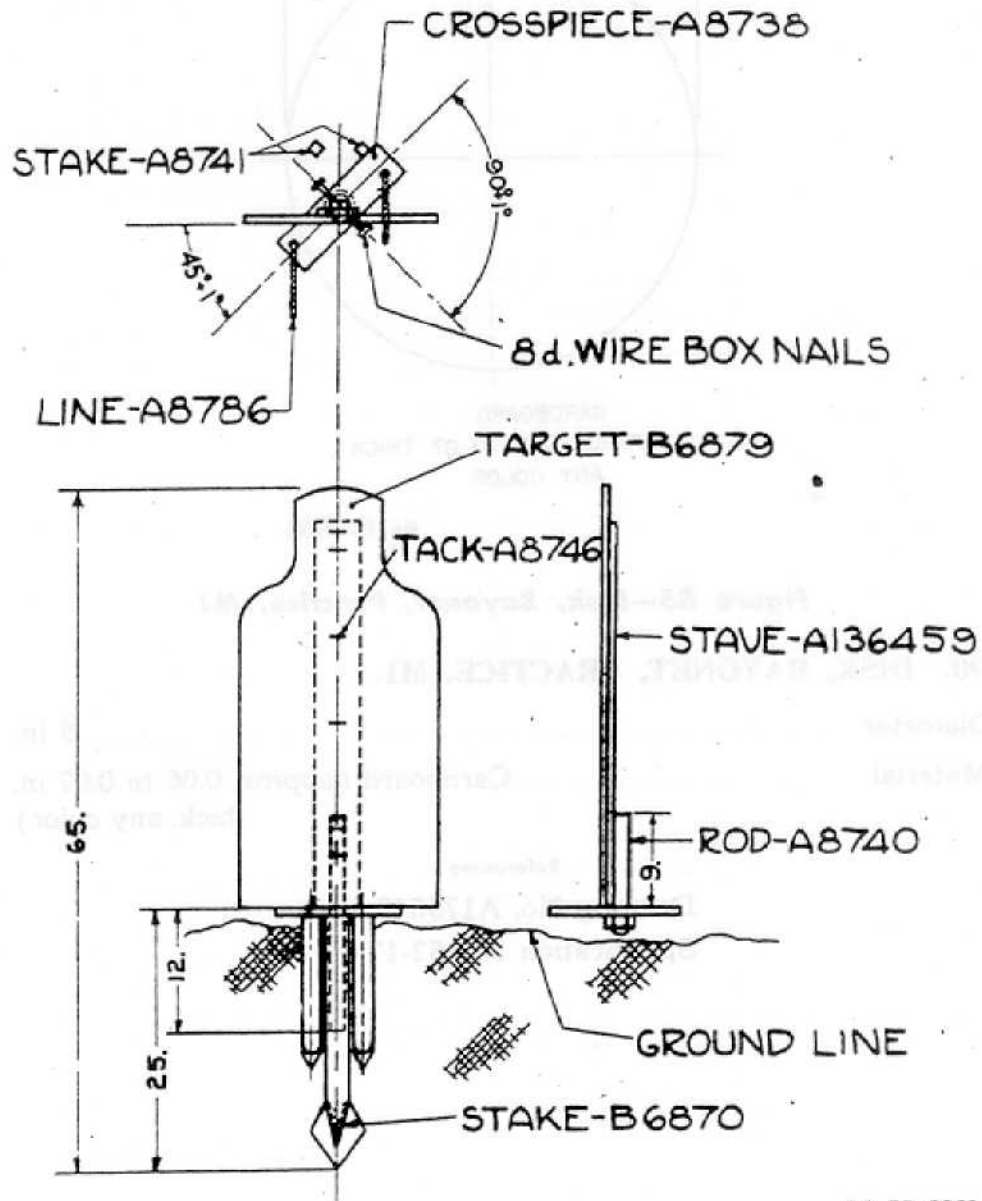
90. DISK, BAYONET, PRACTICE, M1.

Diameter 6 in.
Material Cardboard (approx. 0.06 to 0.07 in.
thick, any color)

References

Drawing No. A175649
Specification No. 52-17-6

SMALL ARMS, LIGHT FIELD MORTARS, AND 20-MM AIRCRAFT GUNS



RA PD 2053


Figure 86—Target, Bobbing, M1913

EQUIPMENT

91. TARGET, BOBBING, M1913.


Height	5 ft 5 in.
Width	19.5 in.
Weight	17.2 lb
Consists of	1 target, "E," kneeling

- 1 pivot stake
- 2 limit stakes
- 1 target rod
- 1 crosspiece
- 1 operating line
- 1 stave



References

- SNL L-1
- Drawing No. C59740
- Specification No. 52-17-1A



SMALL ARMS, LIGHT FIELD MORTARS, AND 20-MM AIRCRAFT GUNS

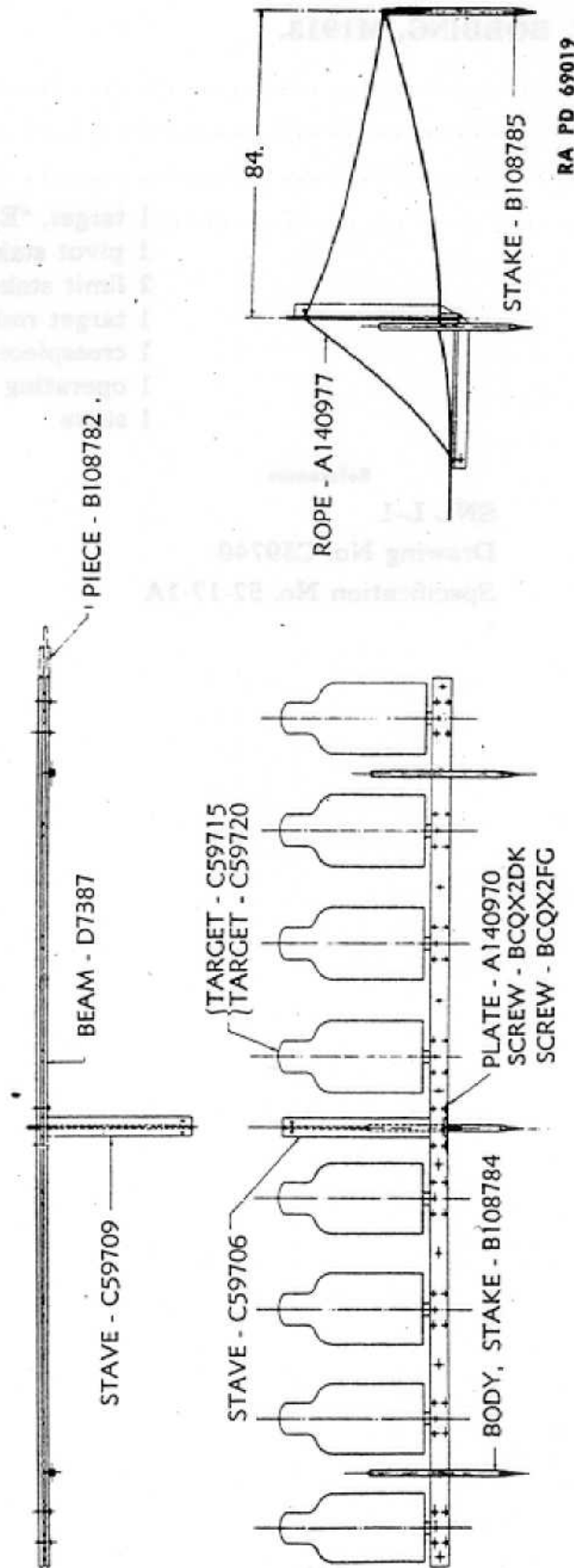


Figure 87—Target, "I," M1913

EQUIPMENT

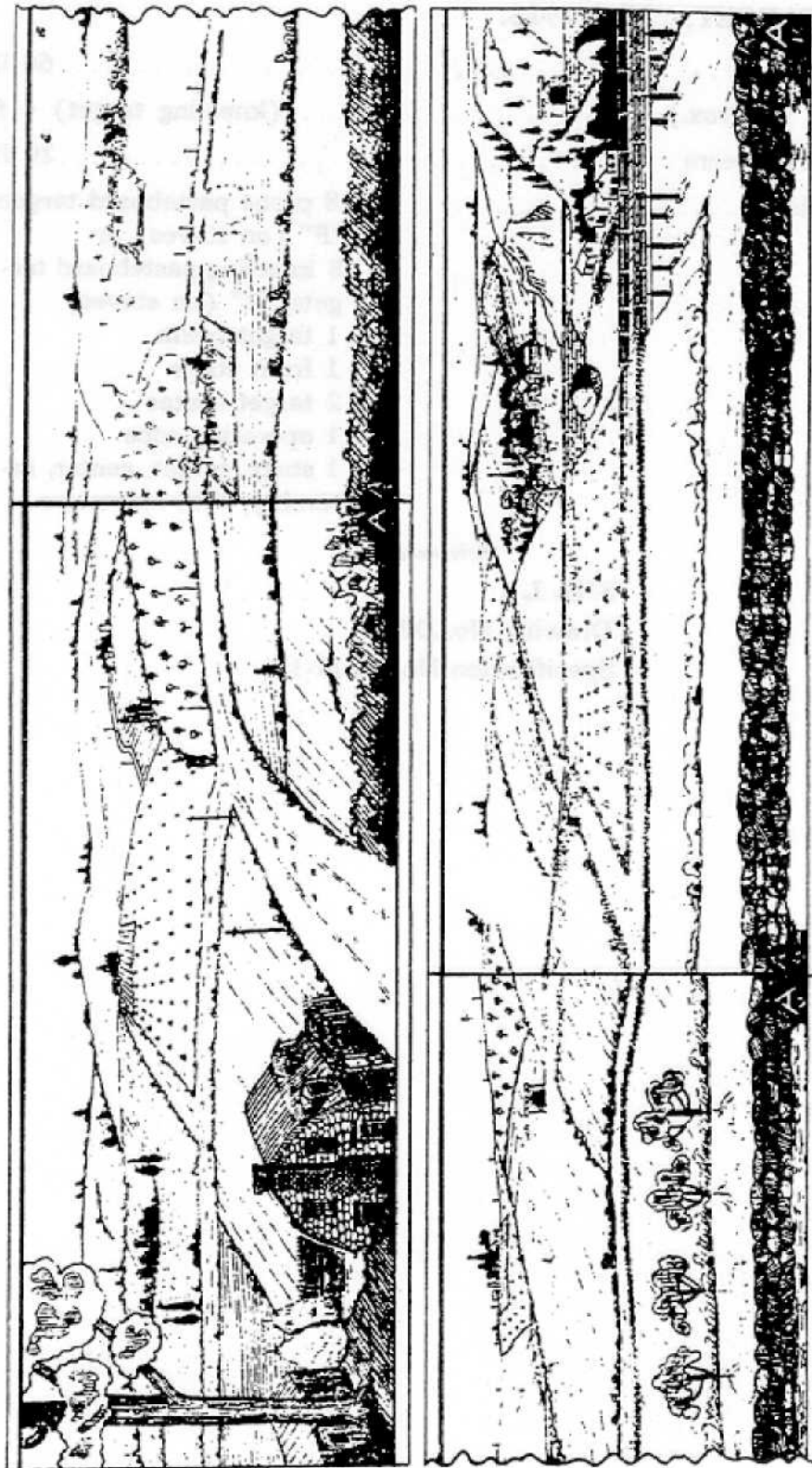
92. TARGET, "I," M1913.

Weight 60 lb
Height (approx.) (kneeling target) 4 ft
Length of beam 20 ft
Consists of 8 prone pasteboard targets,
"F" (on staves) or
8 kneeling pasteboard tar-
gets, "E" (on staves)
1 target beam
1 front stave
2 target stakes
1 operating rope
1 stake, target, center, as-
sembly, with screw-eye

References

SNL L-1
Drawing No. D7393
Specification No. 52-17-1A

SMALL ARMS, LIGHT FIELD MORTARS, AND 20-MM AIRCRAFT GUNS



RA PD 5723

Figure 88—Target, Landscape, Series "A"

EQUIPMENT

93. TARGET, LANDSCAPE, SERIES "A."

Consists of Set of drawings, one each, A-1 to A-10


Material Machine-finished poster paper

References

SNL L-1

Drawing No. 39-1-107

Specification No. 52-17-6



SMALL ARMS, LIGHT FIELD MORTARS, AND 20-MM AIRCRAFT GUNS

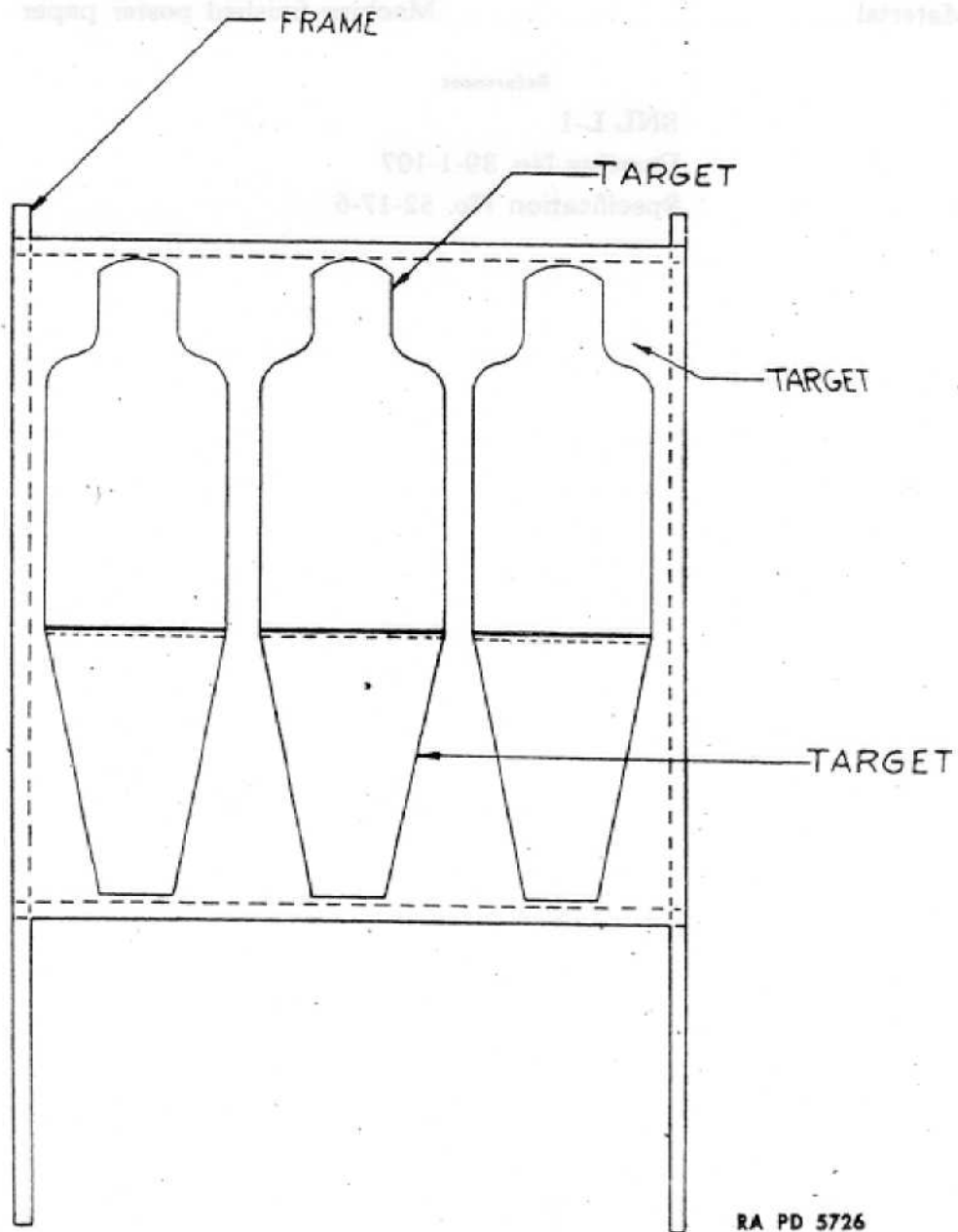


Figure 89—Target, "M," Paper Silhouette, Tank, Machine Gun

EQUIPMENT

94: TARGET, "M," PAPER SILHOUETTE, TANK, MACHINE GUN.

Frame 6 by 6 ft

Frame:

Height: 9 feet of side bars

Width 6 ft

Silhouette:

Height 5 ft 7.2 in.

Width 1 ft 7.5 in.

Material Target paper, grade "A"

References

SNL L-1

Drawing No. C59843

Specification No. 52-17-1

SMALL ARMS, LIGHT FIELD MORTARS, AND 20-MM AIRCRAFT GUNS

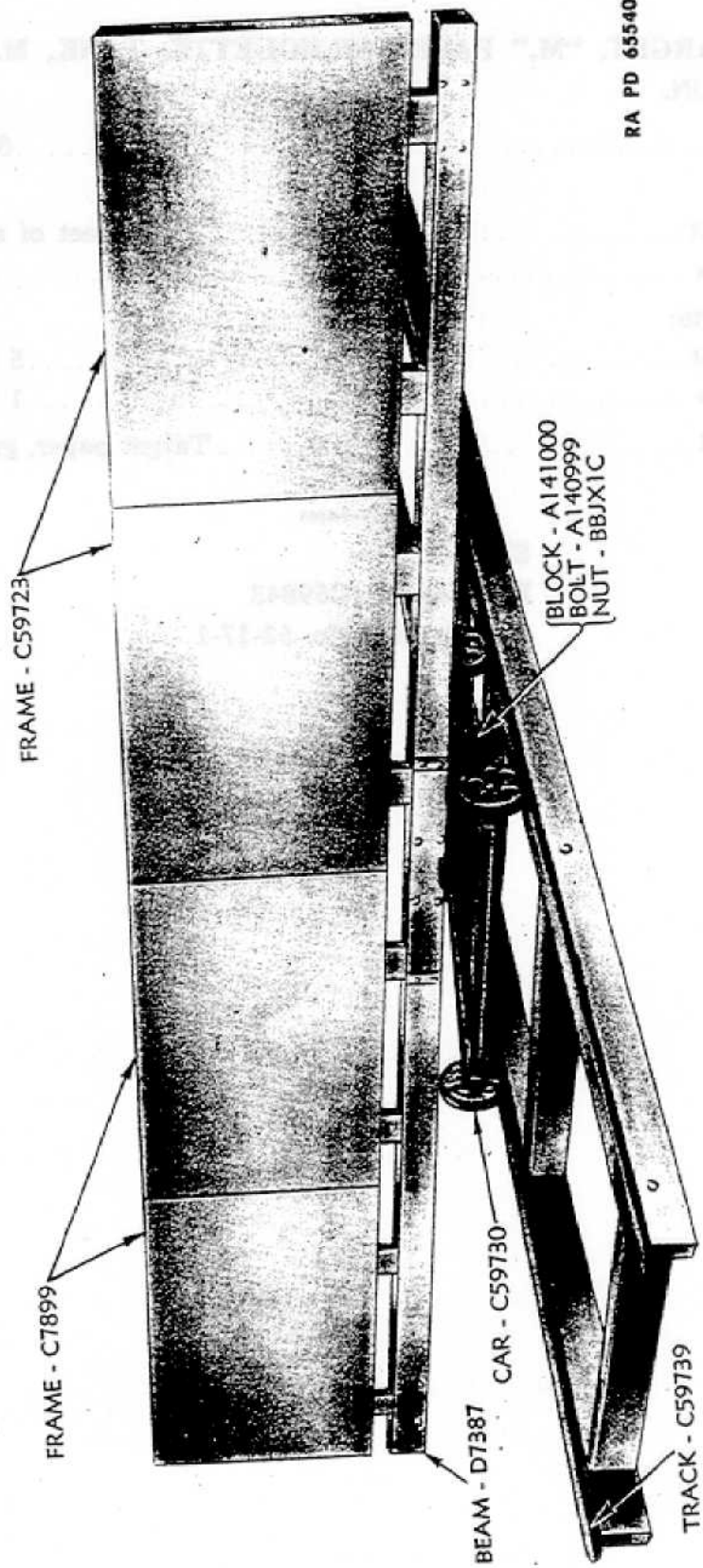


Figure 90—Target, Rolling, Machine Gun

EQUIPMENT

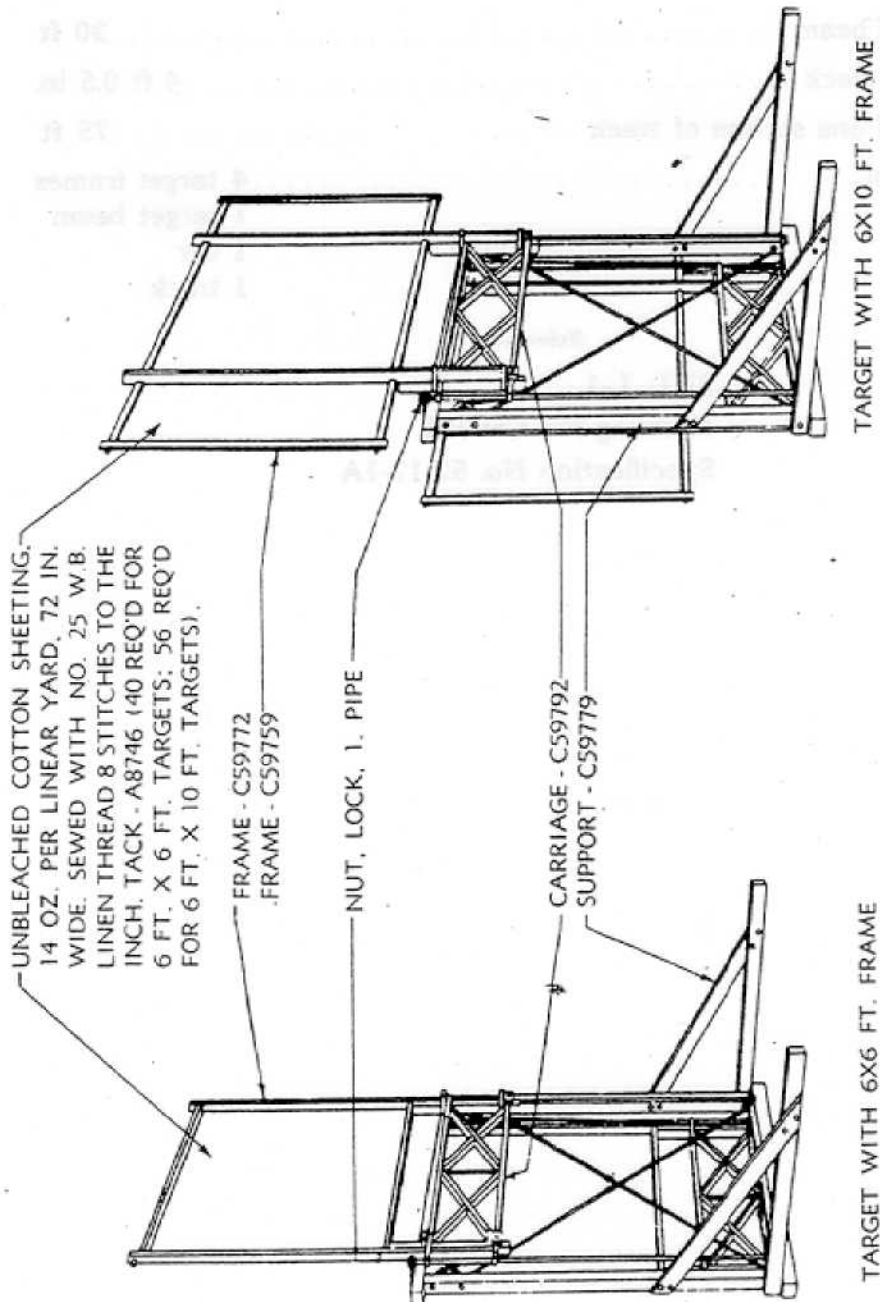
95. TARGET, ROLLING, MACHINE GUN.

Weight	756 lb
Height (approx.)	5 ft
Length of beam	20 ft
Width of track	4 ft 0.5 in.
Length of one section of track	75 ft
Consists of	4 target frames 1 target beam 1 car 1 track

References

- SNL L-1
- Drawing No. C59725
- Specification No. 52-17-1A

SMALL ARMS, LIGHT FIELD MORTARS, AND 20-MM AIRCRAFT GUNS



RA PD 69017

Figure 91—Target, Sliding, Combination (6 ft x 6 ft and 6 ft x 10 ft)

EQUIPMENT

96. TARGET, SLIDING, COMBINATION.

Weight (6 by 10 ft) 486 lb
 (6 by 6 ft) 500 lb


Height (approx.) 16 ft

References

SNL L-1

Drawing No. D7425

Specification No. 52-17-1A



SMALL ARMS, LIGHT FIELD MORTARS, AND 20-MM AIRCRAFT GUNS

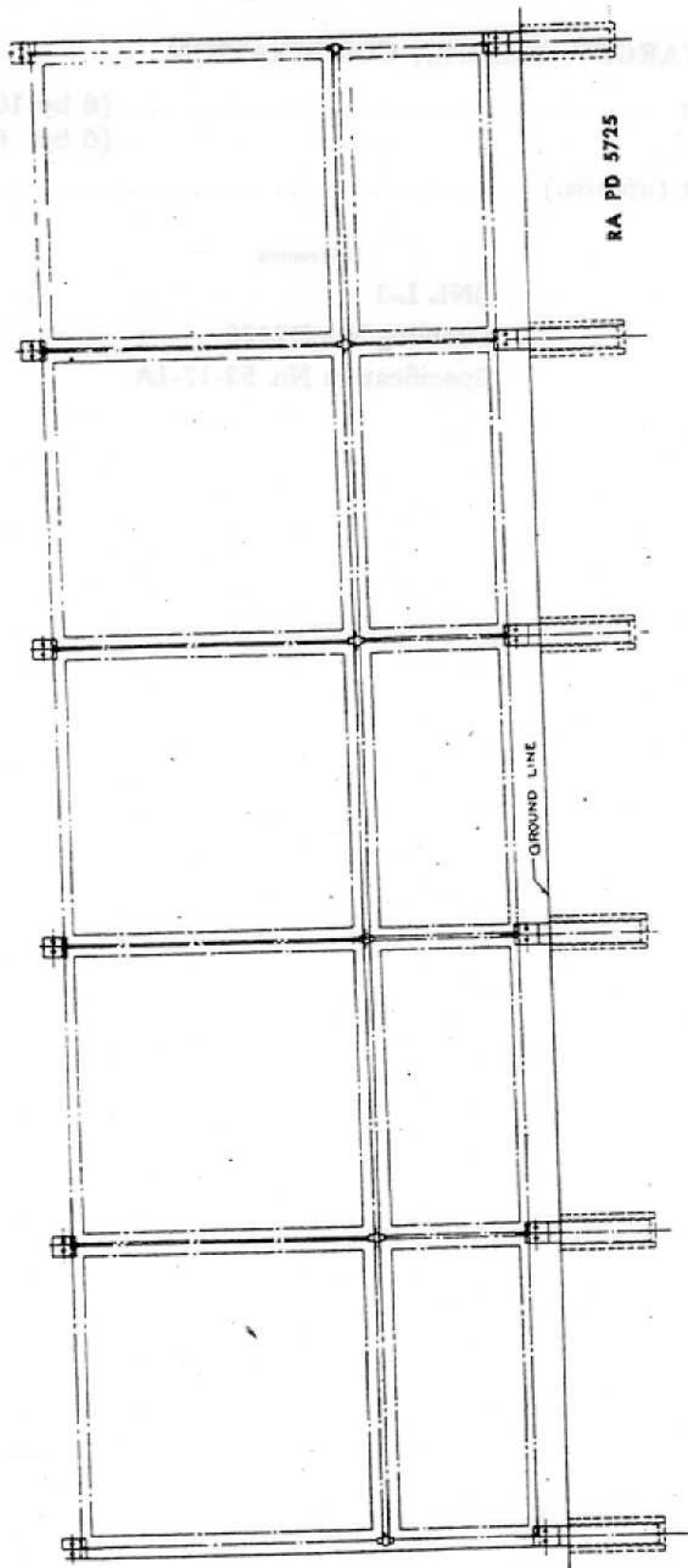


Figure 92—Frame, Target, Landscape

EQUIPMENT

97. FRAME, TARGET, LANDSCAPE.

Height 111.86 in.
 Width 301.2 in.

References

- SNL L-1
- Drawing No. D7424
- Specification No. 52-17-1

TM 9-2200
98-99

SMALL ARMS, LIGHT FIELD MORTARS, AND 20-MM AIRCRAFT GUNS

98. TARGET, BALLOON, RUBBER, M1.

Weight:	
6R and 6F	1.05 oz
9R and 9F	2.15 oz
Size (deflated):	
6R—sphere diameter	6 in.
6F—flat	8.8 by 11 in.
9R—sphere diameter	9 in.
9F—flat	12.5 by 15 in.
Size (inflated):	
6R and 6F—sphere diameter	30 in.
9R and 9F—sphere diameter	42 in.

References

SNL L-1

Specification No. 20-69

99. TARGET PASTERS, GUMMED, WATER-PROOFED.

Length (approx.)	3.5 in.
Diameter	1 in.

References

SNL L-1

Drawing No. C93158

Specification No. 52-17-1

Section VI

AMMUNITION

	Paragraph
CAL. .22 CARTRIDGES:	
CARTRIDGE, ball, cal. .22, long rifle	100
CAL. .30 CARBINE CARTRIDGES:	
CARTRIDGE, carbine, cal. .30, M1	101
CARTRIDGE, carbine, dummy, cal. .30, M1	102
CARTRIDGE, grenade, carbine, cal. .30, M6	103
CAL. .30 CARTRIDGES:	
CARTRIDGE, armor-piercing, cal. .30, M2	104
CARTRIDGE, ball, cal. .30, M2	105
CARTRIDGE, blank, cal. .30, M1909	106
CARTRIDGE, dummy, cal. .30, M1906 (corrugated)	107
CARTRIDGE, guard, cal. .30, M1	108
CARTRIDGE, incendiary, cal. .30, M1	109
CARTRIDGE, rifle grenade, cal. .30, M3	110
CARTRIDGE, tracer, cal. .30, M1	111
CARTRIDGE, tracer, cal. .30, M2	112
CAL. .45 CARTRIDGES:	
CARTRIDGE, ball, cal. .45 M1911	113
CARTRIDGE, blank, revolver, cal. .45, M1	114
CARTRIDGE, dummy, cal. .45, M1921	115
CAL. .50 CARTRIDGES:	
CARTRIDGE, armor-piercing, cal. .50, M2	116
CARTRIDGE, ball, cal. .50, M2	117
CARTRIDGE, dummy, cal. .50, M2	118
CARTRIDGE, incendiary, cal. .50, M1	119
CARTRIDGE, tracer, cal. .50, M1	120
SHOTGUN SHELL:	
Shell, shotgun, 12-gage	121
20-MM CARTRIDGES:	
CARTRIDGE, HE-I, Mk. I, w FUZE, P.D., No. 253 Mk. I-II, 20-mm guns, M1, AN-M2, and Br. H.S./A/	122
CARTRIDGE, AP-T, M75, 20-mm guns, M1, AN-M2, and Br. H.S./A/	123
CARTRIDGE, ball, 20-mm guns, M1, AN-M2, and Br. H.S./A/	124

SMALL ARMS, LIGHT FIELD MORTARS, AND 20-MM AIRCRAFT GUNS

MORTAR ROUNDS:

60-mm mortar rounds	125
3-in. trench and 81-mm mortar rounds	126

BANDOLEER:

BANDOLEER, M1 (for 5-rd. and 8-rd. clips)	127
---	-----

AMMUNITION BELTS:

BELT, ammunition, cal. .30, M1917 (250-rd.)	128
BELT, ammunition, fabric, cal. .50, M7 (110-rd.)	129

CARTRIDGE CLIPS:

CLIP, cartridge, cal. .30 (5-rd.)	130
CLIP, cartridge, dummy, cal. .30 (5-rd.)	131
CLIP, cartridge, cal. .30, U. S. rifle, M1 (8-rd.)	132
CLIP, cartridge, cal. .45, for revolver ball cartridge	133

METALLIC BELT LINKS:

LINK, metallic belt, cal. .30, M1	134
LINK, metallic belt, cal. .50, M2	135
LINK, disintegrating belt, 20-mm, M3	136

AMMUNITION BOX (STEEL):

BOX, ammunition, cal. .30, M1 (for 250-rd. machine gun belt)	137
BOX, ammunition, cal. .50, M2 (for 110-rd. machine gun belt)	138

AIRCRAFT SIGNALS:

FLARE, aircraft, parachute, M9A1	139
Signals, aircraft, rimless-type	140
Signals, aircraft, cartridge-type	141

GROUND SIGNALS:

SIGNAL, ground, high-burst ranging, M27	142
Signals, ground, projector-type	143
Signals, ground, launcher-type	144
Lights, signal, Very	145

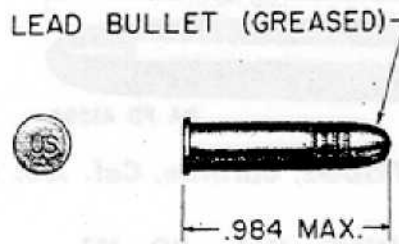
RIFLE GRENADES:

GRENADE, AT, M9A1	146
GRENADE, rifle, fragmentation, impact, M17 (T2)	147
ADAPTER, grenade-projection, M1	148

ROCKETS:

ROCKET, AT, 2.36", M6A1, and ROCKET, AT, practice, 2.36", M7A1	149
--	-----

AMMUNITION



RA PD 4311

Figure 93—CARTRIDGE, Ball, Cal. .22, Long Rifle

100. CARTRIDGE, BALL, CAL. .22, LONG RIFLE.

a. Weight:	Grains
Complete round	53.5
Bullet	40.0
Case	12.0
Propellant	(Approx.) 1.7
b. Length:	Inches
Complete round98
Bullet46
Case:	
Over-all61
Rim thickness043
c. Diameter:	Inches
Bullet22
Case:	
Wall thickness at mouth	*
Rim0275
d. Miscellaneous:	
Powder space	*
Ballistic coefficient	0.129 lb per sq in.
Muzzle velocity (at 25 ft)	1,100 ft per sec
Normal pressure	20,000 to 22,000 lb per sq in.
Maximum range	1,500 yd

References

- SNL T-1
- Specification No. SXS-1
- TM 9-1900
- TM 9-1990

* Data not available at time of publication.

SMALL ARMS, LIGHT FIELD MORTARS, AND 20-MM AIRCRAFT GUNS




Figure 94—CARTRIDGE, Carbine, Cal. .30, M1

101. CARTRIDGE, CARBINE, CAL. .30, M1.

a. Weight:		Grains
Complete round	193
Bullet:		
Complete (Average)	110
Jacket	28
Slug (Average)	82
Case	66
Primer	3.1
Propellant (Approx.)	14
b. Length:		Inches
Complete round (Average)	1.67
Bullet:		
Complete (Average)	0.68
Slug	0.66
Case:		
Over-all (Average)	1.28
Headspace	1.29
Head thickness	0.160
c. Diameter:		Inches
Bullet:		
Complete	0.308
Slug	0.268
Jacket wall thickness	0.020
Case:		
Wall thickness at head	0.027
Wall thickness at mouth	0.012
Head (Average)	0.356
d. Miscellaneous:		
Powder space	0.056 cu in.

AMMUNITION

Ballistic coefficient	0.179 lb per sq in.
Boat-tailing of base	None
Length of ogive	0.375 in.
Base of bullet to origin of rifling	*
Muzzle velocity	1,975 ft per sec
Normal pressure	40,000 lb per sq in.
Maximum range	2,700 yd

References

SNL T-1

Drawing No. B200954 (complete round)

Drawing No. B200955 (bullet)

Specification No. AXS-646

TM 9-1900

TM 9-1990

* Data not available at time of publication.




Figure 95—CARTRIDGE, Carbine, Dummy, Cal. .30, M1


102. CARTRIDGE, CARBINE, DUMMY, CAL. .30, M1.

a. Weight:	Grains
Complete round	177
b. Length:	Inches
Complete round	(Average) 1.67
Case:	
Over-all	(Average) 1.28
Headspace	1.29
c. Diameter:	Inches
Bullet308
Case: head	(Average) 0.356

References

- SNL T-1
- Drawing No. B177513 (complete round)
- TM 9-1900
- TM 9-1990

AMMUNITION



RA PD 69025

Figure 96—CARTRIDGE, Grenade, Carbine, Cal. .30, M6

103. CARTRIDGE, GRENADE, CARBINE, CAL. .30, M6.

a. Weight:

	Grains
Complete round.....	(Average) 102
Case	77
Primer	3.06
Propellant	21

b. Length:

	Inches
Complete round	(Average) 1.67
Case:	
Over-all	(Average) 1.67
Headspace	1.29
Head thickness	0.160

c. Diameter:

	Inches
Case:	
Wall thickness at head.....	0.027
Wall thickness at shoulder	0.012
Head	(Average) 0.356

d. Miscellaneous:

Mean grenade velocity at 5.5 feet (with GRENADE, rifle, practice, M11A2)	145 ± 5 ft per sec
---	--------------------

References

- SNL S-4
- Drawing No. B181079 (complete round)
- TM 9-1900
- TM 9-1990

SMALL ARMS, LIGHT FIELD MORTARS, AND 20-MM AIRCRAFT GUNS

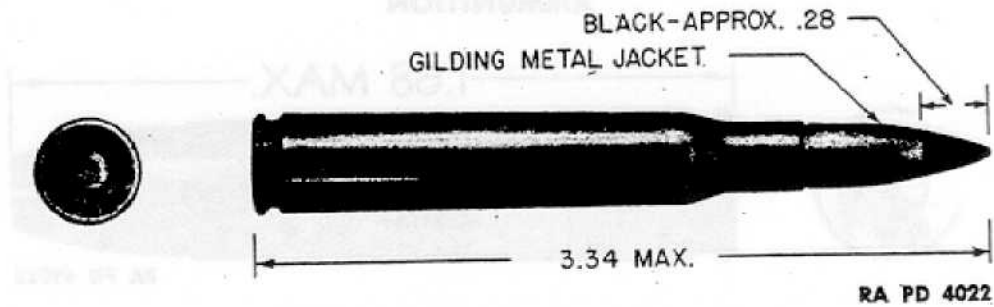


Figure 97—CARTRIDGE, Armor-piercing, Cal. .30, M2

104. CARTRIDGE, ARMOR-PIERCING, CAL. .30, M2.

	Grains
a. Weight:	
Complete round	414
M2 alternative	412
Bullet:	
Complete	168.5
M2 alternative	164.0
Jacket	64
Core	82
M2 alternative	80
Fillers	19.6
Case	(Average) 190
Primer	5.5
Propellant	(Approx.) 53
b. Length:	Inches
Complete round	(Average) 3.32
Bullet:	
Complete	(Average) 1.37
Core	(Average) 1.09
Case:	
Over-all	(Average) 2.49
Headspace	(Average) 1.946
Head thickness	(Average) 0.186
c. Diameter:	
Bullet:	
Complete	(Average) 0.308
Jacket wall thickness	0.030
Core	0.245

AMMUNITION

Case:	Inches
Wall thickness at head	0.032
Wall thickness at shoulder	0.010
Head	0.47

d. Miscellaneous:

Powder space	0.23 cu in.
Ballistic coefficient	0.283 lb per sq in.
Boat-tailing of base	5-deg taper
Length of ogive: average	0.735
Base of bullet to origin of rifling	0.80 in.
Muzzle velocity	2,770 ft per sec
Normal pressure	50,000 lb per sq in.
Maximum range	5,100 yd

References

- SNL T-1
- Drawing No. B138194 (complete round)
- Drawing No. B138195 (bullet)
- Drawing No. B177839 (bullet, alternative)
- Specification No. 50-1-21A
- TM 9-1900
- TM 9-1990

SMALL ARMS, LIGHT FIELD MORTARS, AND 20-MM AIRCRAFT GUNS




Figure 98—CARTRIDGE, Ball, Cal. .30, M2

105. CARTRIDGE, BALL, CAL. .30, M2.

a. Weight:	Grains
Complete round	396
M2 alternative	397
Bullet:	
Complete	151
M2 alternative	152
Jacket	52
M2 alternative	49
Slug	99
M2 alternative	103
Case	(Average) 19
Primer	5.5
Propellant	(Approx.) 50
b. Length:	Inches
Complete round	(Average) 3.32
Bullet:	
Complete	(Average) 1.10
Slug098
Case:	
Over-all	2.49
Headspace	(Average) 1.946
Head thickness	(Average) 0.186
c. Diameter:	Inches
Bullet	(Average) 0.308
Slug0245
Jacket wall thickness0030

AMMUNITION

Case:

Wall thickness at head.....	0.032
Wall thickness at shoulder.....	0.010
Head.....	0.47

d. Miscellaneous:

Powder space.....	0.250 cu in.
Ballistic coefficient.....	0.21 lb per sq in.
Boat-tailing of base.....	None
Length of ogive.....	(Average) 0.730 in.
Base of bullet to origin of rifling.....	0.55 in.
Muzzle velocity.....	2,800 ft per sec
Normal pressure.....	50,000 lb per sq in.
Maximum range.....	4,700 yd

References

- SNL T-1
- Drawing No. B137544
(complete round)
- Drawing No. B171958
(bullet and bullet, alternative)
- Specification No. 50-1-30A
- TM 9-1900
- TM 9-1990

SMALL ARMS, LIGHT FIELD MORTARS, AND 20-MM AIRCRAFT GUNS




Figure 99—CARTRIDGE, Blank, Cal. .30, M1909

106. CARTRIDGE, BLANK, CAL. .30, M1909.

a. Weight:

	Grains
Complete round	207
Case	(Average) 190
Wad	0.25
Primer	5.5
Powder charge	12

b. Length:

	Inches
Complete round (before cannelluring).....	2.49
Case:	
Over-all	2.49
Headspace	(Average) 1.946
Head thickness.....	(Average) 0.186

c. Diameter:

Case:	
Wall thickness at head.....	0.032
Wall thickness at shoulder.....	0.010
Head	0.47

References

- SNL T-1
- Drawing No. B6152 (complete round)
- Specification No. 50-1-9A
- TM 9-1900
- TM 9-1990

AMMUNITION




Figure 100—CARTRIDGE, Dummy, Cal. .30, M1906 (Corrugated)

107. CARTRIDGE, DUMMY, CAL. .30, M1906 (CORRUGATED).

a. Weight:	Grains
Complete round (with M2 bullet)	340
b. Length:	Inches
Complete round	(Average) 3.28
Case:	
Over-all	2.49
Headspace	1.946
c. Diameter:	Inches
Bullet	(Average) 0.308
Case: head	0.47

References

- SNL T-1
- Drawing No. B6252 (complete round)
- Specification No. 50-1-11
- TM 9-1900
- TM 9-1990

SMALL ARMS, LIGHT FIELD MORTARS, AND 20-MM AIRCRAFT GUNS




Figure 101—CARTRIDGE, Guard, Cal. .30, M1

108. CARTRIDGE, GUARD, CAL. .30, M1.

a. Weight:		Grains
Complete round	346
Bullet (Average)	140
Case (Average)	190
Primer	5.5
Propellant (Approx.)	10.5
b. Length:		Inches
Complete round (Average)	2.94
Bullet	0.82
Case:		
Over-all	2.49
Headspace (Average)	1.946
Head thickness (Average)	0.186
c. Diameter:		
Bullet	0.309
Case:		
Wall thickness at head	0.032
Wall thickness at shoulder	0.010
Head	0.47
d. Miscellaneous:		
Powder space	0.244 cu in.
Ballistic coefficient	0.38 lb per sq in.
Boat-tailing of base	None
Length of ogive	0.3 in.
Base of bullet to origin of rifling	0.70 in.
Muzzle velocity	1,200 ft per sec

AMMUNITION

Normal pressure 15,000 lb per sq in.
Maximum range (Approx.) 2,500 yd

References

SNL T-1

Drawing No. B134948 (complete round)

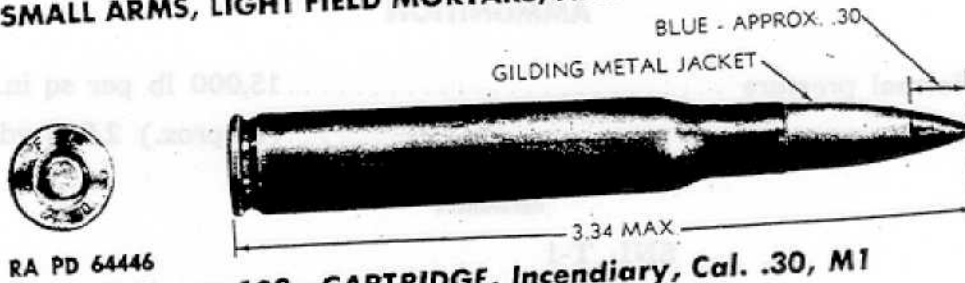
Drawing No. A41802 (bullet)

Specification No. 50-1-25

TM 9-1900

TM 9-1990

SMALL ARMS, LIGHT FIELD MORTARS, AND 20-MM AIRCRAFT GUNS



RA PD 64446

Figure 102—CARTRIDGE, Incendiary, Cal. .30, M1

109. CARTRIDGE, INCENDIARY, CAL. .30, M1.

	Grains
a. Weight:	
Complete round	386
M1 alternative	388
Bullet:	
Complete	140
M1 alternative	138.5
Case	(Average) 190
Primer	5.5
Propellant	(Approx.) 54
b. Length:	
Complete round	(Average) 3.32
Bullet:	
Complete	(Average) 1.41
M1 alternative	(Average) 1.38
Case:	
Over-all	2.49
Headspace	(Average) 1.496
Head thickness	(Average) 0.186
c. Diameter:	
Bullet	(Average) 0.306
Case:	
Wall thickness at head	0.032
Wall thickness at shoulder	0.010
Head	0.47
d. Miscellaneous:	
Ballistic coefficient	0.181 lb per sq in.
Boat-tailing of base	None
Length of ogive	(Average) 0.76 in.
Base of bullet to origin of rifling	0.82 in.
Velocity, at 78 feet	3,020 ft per sec
Normal pressure	52,000 lb per sq in.
Maximum range	5,500 yd

References

- SNL T-1
- Drawing No. B174791 (complete round)
- Drawing No. B174792 (bullet)
- Drawing No. B177944 (bullet, alternative)
- Specification No. FXS-447

TM 9-1900
TM 9-1990




Figure 103—CARTRIDGE, Rifle Grenade, Cal. .30, M3

110. CARTRIDGE, RIFLE GRENADE, CAL. .30, M3.

a. Weight:

	Grains
Complete round	247
Case	(Average) 190
Primer	5.5
Propellant	51

b. Length:

	Inches
Complete round	2.49
Case:	
Over-all (before cannelluring)	2.49
Headspace	(Average) 1.946
Head thickness	(Average) 0.186

c. Diameter:

	Inches
Case:	
Wall thickness at head	0.032
Wall thickness at shoulder	0.010
Head	0.47

d. Miscellaneous:

Mean grenade velocity at 5.5 feet	165 ± 5 ft per sec
---	--------------------

References

SNL S-4
Drawing No. B173949 (complete round)
TM 9-1900
TM 9-1990

SMALL ARMS, LIGHT FIELD MORTARS, AND 20-MM AIRCRAFT GUNS

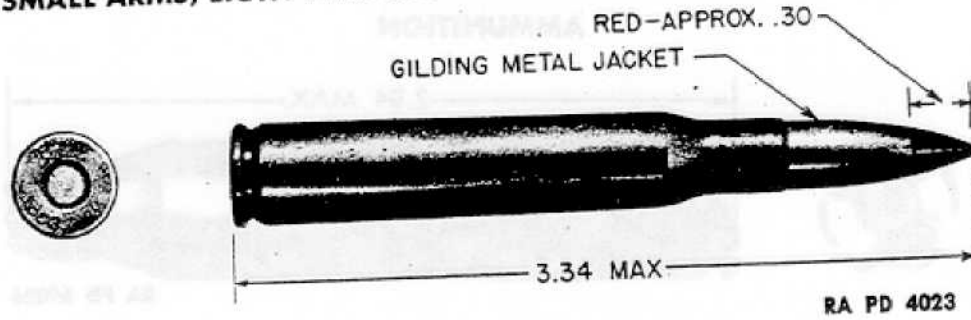


Figure 104—CARTRIDGE, Tracer, Cal. .30, M1

111. CARTRIDGE, TRACER, CAL. .30, M1.

	Grains
a. Weight:	
Complete round	396
M1 alternative	387
Bullet:	
Complete	152
M1 alternative	143
Jacket	83
M1 alternative	74
Point (slug)	52
Tracer compound	17
Case	(Average) 190
Primer	5.5
Propellant	(Approx.) 50
	Inches
b. Length:	
Complete round	(Average) 3.32
Bullet:	
Complete	(Average) 1.42
Point (slug)	0.725
Tracer cavity	(Average) 0.62
Case:	
Over-all	2.49
Headspace	(Average) 1.946
Head thickness	(Average) 0.186
	Inches
c. Diameter:	
Bullet:	(Average) 0.308
Jacket wall thickness	0.035
Point (slug)	0.230

AMMUNITION

Case:	Inches
Wall thickness at head	0.032
Wall thickness at shoulder	0.010
Head	0.47

d. Miscellaneous:

Powder space	0.223 cu in.
Ballistic coefficient	0.355 lb per sq in.
Boat-tailing of base	None
Length of ogive	(Average) 0.734 in.
Base of bullet to origin of rifling	0.85 in.
Muzzle velocity	2,740 ft per sec
M1 alternative	2,705 ft per sec
Normal pressure	50,000 lb per sq in.
Maximum range	5,500 yd
Length of trace	750 yd

References

SNL T-1

Drawing No. B6764 (complete round)

Drawing No. B16092 (bullet)

Specification No. 50-1-6A

TM 9-1900

TM 9-1990

SMALL ARMS, LIGHT FIELD MORTARS, AND 20-MM AIRCRAFT GUNS




Figure 105—CARTRIDGE, Tracer, Cal. .30, M2

112. CARTRIDGE, TRACER, CAL. .30, M2.

a. Weight:	Grains
Complete round	397
Bullet:	
Complete	152
Jacket	74
Point (slug)	68
Tracer compound	9.5
Case	(Average) 190
Primer	5.5
Propellant	(Approx.) 50

b. Length:	Inches
Complete round	3.32
Bullet:	
Complete	1.24
Point (slug)	0.800
Tracer cavity	0.31
Case:	
Over-all	2.49
Headspace	(Average) 1.946
Head thickness	(Average) 0.186

c. Diameter:	Inches
Bullet	0.308
Jacket wall thickness	0.035
Point (slug)	0.230

AMMUNITION

Case:	Inches
Wall thickness at head	0.032
Wall thickness at shoulder	0.010
Head	0.47

d. Miscellaneous:

Ballistic coefficient	0.355 lb per sq in.
Boat-tailing of base	None
Length of ogive	(Average) 0.734
Base of bullet to origin of rifling	0.65
Muzzle velocity	2,740 ft per sec
Normal pressure	50,000 lb per sq in.
Maximum range	5,500 yd
Length of trace	550 ± 50 yd

NOTE: Tactical use: for aircraft use only.

References

- SNL T-1
- Drawing No. B175987 (complete round)
- Drawing No. B175988 (bullet)
- Specification No. FXS-448
- TM 9-1900
- TM 9-1990

SMALL ARMS, LIGHT FIELD MORTARS, AND 20-MM AIRCRAFT GUNS

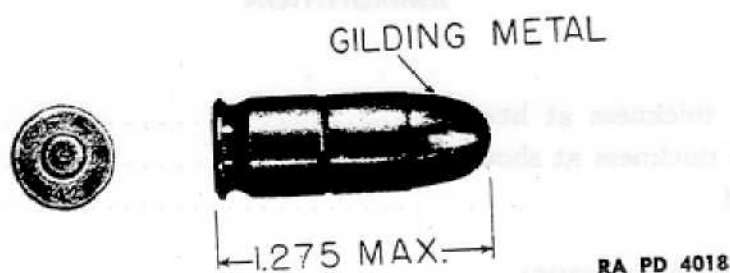


Figure 106—CARTRIDGE, Ball, Cal. .45, M1911

113. CARTRIDGE, BALL, CAL. .45, M1911.

	Grains
a. Weight:	
Complete round	322
M1911 Alternative	310
Bullet:	
Complete	234
M1911 Alternative	231
Jacket	317
M1911 Alternative	34
Slug	(Average) 196
Case	87
M1911 Alternative	78
Primer	(Average) 4
Propellant	5
	Inches
b. Length:	
Complete	(Average) 1.27
Bullet:	
Complete round	(Average) 0.67 in.
Slug	0.656
Case:	
Over-all	0.89
Headspace	0.898
Head thickness	(Minimum) 0.153
	Inches
c. Diameter:	
Bullet	(Average) 0.450
Slug	0.411
Jacket wall thickness	0.016

AMMUNITION

Case:	Inches
Wall thickness at head	0.028
Wall thickness at mouth	0.009
Head	0.48

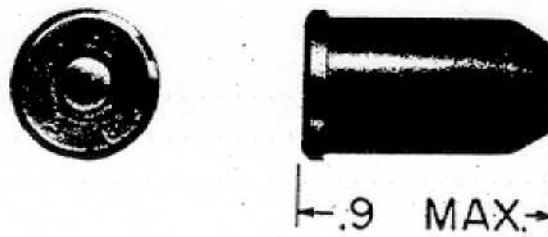
d. Miscellaneous:

Powder space	0.058 cu in.
Ballistic coefficient	0.112 lb per sq in.
Boat-tailing of base	None
Length of ogive	0.401 in.
Base of bullet to origin of rifling	0.30 in.
Muzzle velocity (5-in. barrel)	830 ft per sec
Muzzle velocity (10.5-in. barrel)	920 ft per sec
Normal pressure	17,000 lb per sq in.
Maximum range (5-inch barrel)	1,600 yd
Maximum range (10.5-inch barrel)	1,700 yd

References

- SNL T-2
- Drawing No. B503 (complete round)
- Drawing No. B136799 (bullet)
- Specification No. 50-2-4C
- TM 9-1900
- TM 9-1990

SMALL ARMS, LIGHT FIELD MORTARS, AND 20-MM AIRCRAFT GUNS



RA PD 4011

Figure 107—CARTRIDGE, Blank, Revolver, Cal. .45, M1

114. CARTRIDGE, BLANK, REVOLVER, CAL. .45, M1.

a. Weight:		Grains
Complete round	123
Case (Average)	112
Wad	0.6
Primer (Average)	4.4
Powder charge	6
 b. Length:		 Inches
Complete round090
Case:		
Over-all090
Head thickness160
Rim thickness085
 c. Diameter:		 Inches
Case:		
Wall thickness at head036
Wall thickness at mouth015
Rim525
 d. Miscellaneous:		
Powder space	0.0488 cu in.

References

- SNL T-2
- Drawing No. B10989
- Specification No. FXS-387
- TM 9-1900
- TM 9-1990



RA PD 4020A

Figure 108—CARTRIDGE, Dummy, Cal. .45, M1921

115. CARTRIDGE, DUMMY, CAL. .45, M1921.

a. Weight:	Grains
Complete round313
b. Length:	Inches
Complete round	1.27
Case:	
Over-all	0.89
Headspace	0.898
Head thickness	0.153
c. Diameter:	Inches
Bullet	(Average) 0.450
Case: head	0.48

References

SNL T-2
Drawing No. B6253 (complete round)
Specification No. 50-2-8A
TM 9-1900
TM 9-1990

SMALL ARMS, LIGHT FIELD MORTARS, AND 20-MM AIRCRAFT GUNS





Figure 109—CARTRIDGE, Armor-piercing, Cal. .50, M2

AMMUNITION

116. CARTRIDGE, ARMOR-PIERCING, CAL. .50, M2.

a. Weight:		Grains
Complete round	(Average)	1788
M2 alternative		1776
Bullet:		
Complete		710
M2 alternative		697
Jacket		250
Core		405
M2 alternative		392
Filler		55.5
Case		825
Primer		18.5
Propellant	(Approx.)	235
b. Length:		Inches
Complete round	(Average)	5.42
Bullet:		
Complete		2.28
Core		1.87
Case:		
Over-all		3.90
Headspace		3.000
Head thickness		0.310
c. Diameter:		Inches
Bullet	(Average)	0.510
Core	(Average)	0.428
Jacket wall thickness	(Average)	0.040
Case:		
Wall thickness at head		0.050
Wall thickness at shoulder		0.020
Head	(Average)	0.800
d. Miscellaneous:		
Powder space		1.03 cu in.
Ballistic coefficient		0.472 lb per sq in.
Boat-tailing of base		9-deg taper
Length of ogive	(Average)	1.345 in.
Base of bullet to origin of rifling		1.31 in.
Muzzle velocity (45-inch barrel)		2,935 ft per sec
Muzzle velocity (36-inch barrel)		2,845 ft per sec
Normal pressure		53,000 lb per sq in.
Maximum range (45-inch barrel)		7,600 yd

References

SNL T-1

Drawing No. C69930 (complete round)

Drawing No. B137655 (bullet)

Drawing No. B177835 (bullet, alternative)

Specification No. 50-4-15

TM 9-1900

TM 9-1990

SMALL ARMS, LIGHT FIELD MORTARS, AND 20-MM AIRCRAFT GUNS

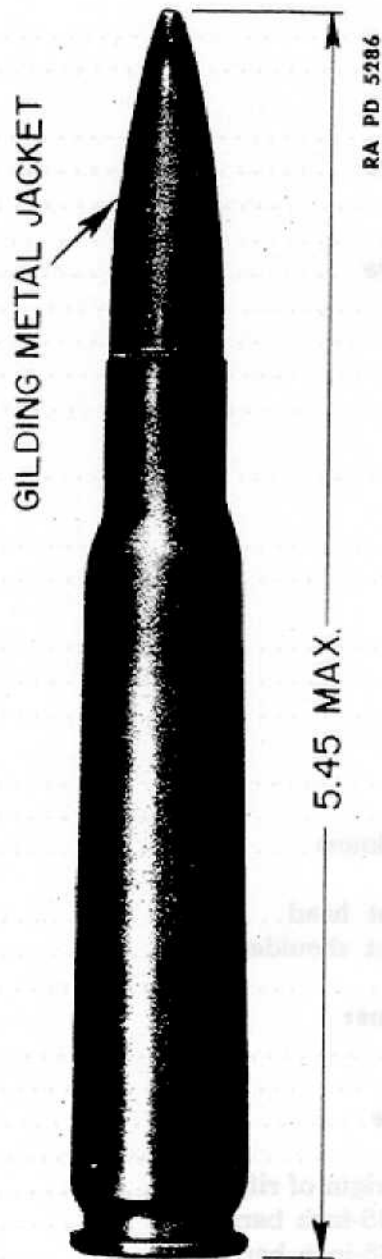


Figure 110—CARTRIDGE, Ball, Cal. .50, M2

AMMUNITION

117. CARTRIDGE, BALL, CAL. .50, M2.

	Grains (Average)
a. Weight:	
Complete round	1776
Bullet: Complete	698
Jacket	250
Core	392
Filler	55.5
Case	825
Primer	18.5
Propellant	(Approx.) 235
	Inches (Average)
b. Length:	
Complete round	5.42
Bullet: Complete	2.28
Core	1.87
Case: Over-all	3.90
Headspace	3.000
Head thickness	0.310
	Inches (Average)
c. Diameter:	
Bullet	0.510
Core	0.428
Jacket wall thickness	0.040
Case:	
Wall thickness at head	0.050
Wall thickness at shoulder	0.020
Head	0.800
d. Miscellaneous:	
Powder space	1.03 cu in.
Ballistic coefficient	0.467 lb per sq in.
Boat-tailing of base	9-deg taper
Length of ogive	(Average) 1.345 in.
Base of bullet to origin of rifling	1.31 in.
Muzzle velocity (45-inch barrel)	2,935 ft per sec
Muzzle velocity (36-inch barrel)	2,845 ft per sec
Normal pressure	52,000 lb per sq in.
Maximum range (45-inch barrel)	7,600 yd.

References

SNL T-1
 Drawing No. C77960 (complete round)
 Drawing No. B171990 (bullet)
 Specification No. 50-4-8
 TM 9-1900; TM 9-1990

SMALL ARMS, LIGHT FIELD MORTARS, AND 20-MM AIRCRAFT GUNS



Figure 111 - CARTRIDGE, Dummy, Cal. .50, M2



AMMUNITION

118. CARTRIDGE, DUMMY, CAL. .50, M2.

a. Weight:

Complete round:	Grains
With steel bullet (Average)	1170
With gilding metal bullet	1230

b. Length:

Complete round (Average)	Inches
Case:	
Over-all (Average)	3.90
Headspace	3.000

c. Diameter:

Bullet	Inches
Case: head (Average)	0.511
	0.800

References


- SNL T-1
- Drawing No. C56579
(complete round)
- Drawing No. B136684 (bullet)
- TM 9-1900
- TM 9-1990



SMALL ARMS, LIGHT FIELD MORTARS, AND 20-MM AIRCRAFT GUNS



Figure 112—CARTRIDGE, Incendiary, Cal. .50, M1



AMMUNITION

119. CARTRIDGE, INCENDIARY, CAL. .50, M1.

a. Weight:		Grains
Complete round	1704
Bullet: complete (Average)	620
Case (Average)	825
Primer (Average)	18.5
Propellant (Approx.)	240
 b. Length:		 Inches
Complete round (Average)	5.42
Bullet: complete	2.28
Case:		
Over-all	3.90
Headspace	3.000
Head thickness	0.310
 c. Diameter:		 Inches
Bullet (Average)	0.510
Case:		
Wall thickness at head	0.050
Wall thickness at shoulder	0.020
Head (Average)	0.800
 d. Miscellaneous:		
Ballistic coefficient	0.317 lb per sq in.
Boat-tailing of base	9-deg taper
Length of ogive (Average)	1.36 in.
Base of bullet to origin of rifling	1.31 in.
Muzzle velocity (36-inch barrel)	3,100 ft per sec
Normal pressure	52,000 lb per sq in.
Maximum range (36-inch barrel)	7,600 yd

References

SNL T-1

Drawing No. C79812 (complete round)

Drawing No. B174991 (Bullet)

Specification No. AXS-657

SMALL ARMS, LIGHT FIELD MORTARS, AND 20-MM AIRCRAFT GUNS




Figure 113—CARTRIDGE, Tracer, Cal. .50, M1

AMMUNITION

120. CARTRIDGE, TRACER, CAL. .50, ML.

a. Weight:		Grains
Complete round	(Average)	1760
Bullet:		
Complete		676
Jacket		400
Slug		206
Tracer compound		70
Case		825
Primer		18.5
Propellant	(Approx.)	240
b. Length:		Inches
Complete round	(Average)	5.42
Bullet:		
Complete		2.38
Slug		1.15
Tracer cavity		1.12
Case:		
Over-all		3.90
Headspace		3.000
Head thickness		0.310
c. Diameter:		Inches
	(Average)	
Bullet		0.510
Slug		0.364
Jacket wall thickness		0.070
Case:		
Wall thickness at head		0.050
Wall thickness at shoulder		0.020
Head		0.800
d. Miscellaneous:		
Powder space		1.013 cu in.
Ballistic coefficient		0.500 lb per sq in.
Boat-tailing of base		None
Length of ogive	(Average)	1.33 in.
Base of bullet to origin of rifling		1.41 in.
Muzzle velocity:		
45-inch barrel		2,860 ft per sec
36-inch barrel		2,730 ft per sec
M1 alternative (45-inch barrel)		3,020 ft per sec
M1 alternative (36-inch barrel)		2,890 ft per sec
Normal pressure		52,000 lb per sq in.
Maximum range (45-inch barrel)		7,300 yd
Length of trace		1,600 yd

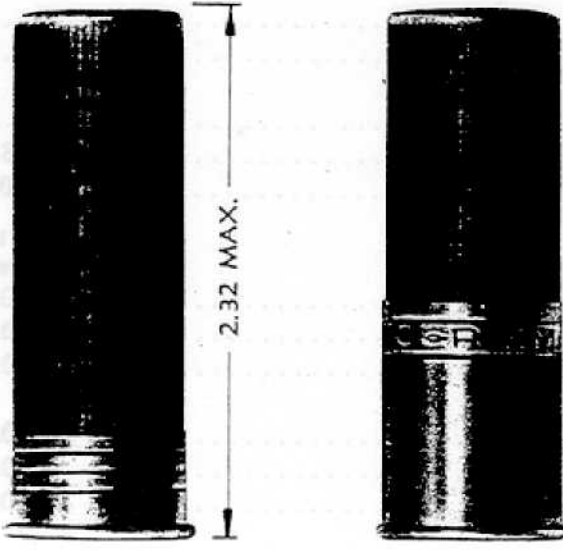
References

SNL T-1	Specification No. 50-4-5
Drawing No. C44843 (complete round)	TM 9-1900
Drawing No. B129831 (bullet)	TM 9-1990

SMALL ARMS, LIGHT FIELD MORTARS, AND 20-MM AIRCRAFT GUNS



RA PD 7218



- A — SHELL, SHOTGUN, 12-GAGE, PAPER, LOADED WITH SMOKELESS POWDER AND NO. 7-1/2 CHILLED SHOT
- B — SHELL, SHOTGUN, 12-GAGE, PAPER, LOADED WITH SMOKELESS POWDER AND NO. 00 BUCKSHOT




Figure 114—Shells Shotgun, 12-Gage

AMMUNITION

121. SHELL, SHOTGUN, 12-GAGE.

a. Weight:	Guard or Combat Load	Trap or Skeet Load
Complete shell	(Approx.) 800 grains	(Approx.) 750 grains
Bulk powder charge (Equivalent)	3 drams	(Equivalent) 3 drams
Shot charge	1 1/8 oz	1 1/8 oz
Shot pellets	119 per lb	407 per oz
b. Length:		
Over-all	(Approx.) 2.5 in.	(Approx.) 2.5 in.
c. Diameter:		
Mouth of case	0.797 in.	0.797 in.
Rim of case	0.880 in.	0.880 in.
Pellets	0.340 in.	0.09 in.
d. Miscellaneous:		
Shot sizes	No. 00	No. 8 chilled
Approximate number of shot	9	458
Average velocities over a range of 40 yards fired from a 30-inch full-choke barrel . . .	1,070 ± 30 ft per sec	855 ± 40 ft per sec
Patterns in percentage of shot in a 30 inch- diameter circle at 40 yards	33 1/3 per cent in a 20-in. cylinder-bore, riot-type barrel.	Trap: 65 per cent in a 30-in. full-choke barrel; skeet: 40 per cent in a 26-in. cylinder-bore barrel.
Maximum range	748 yd	198 yd
Normal pressure	11,000 lb per sq in.	11,000 lb per sq in.

References

- SNL T-3
- Specification No. 50-5-1B
- TM 9-285
- TM 9-1900
- TM 9-1990

SMALL ARMS, LIGHT FIELD MORTARS, AND 20-MM AIRCRAFT GUNS

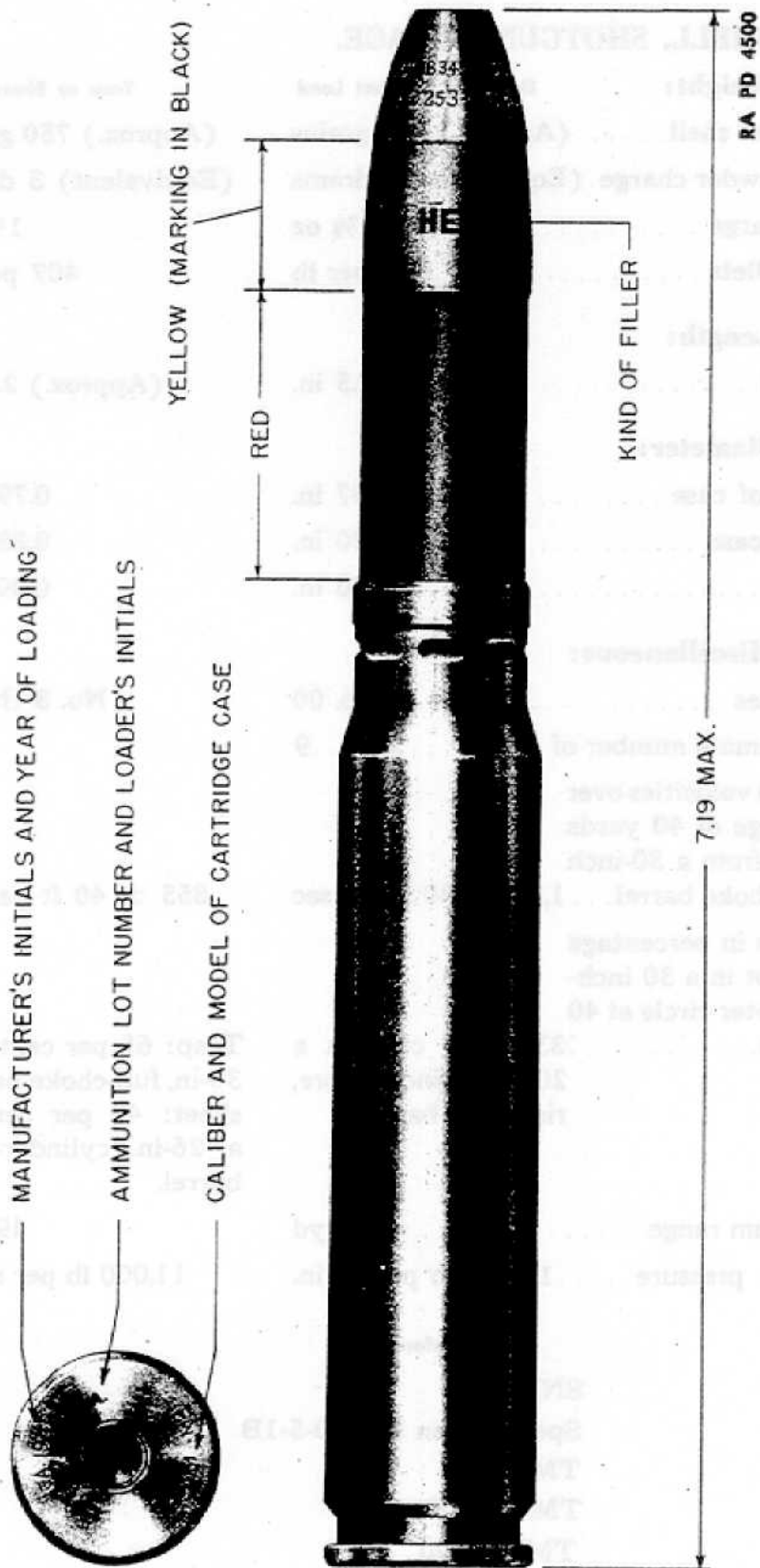


Figure 115—CARTRIDGE, HE-I, Mk. I, w/Fuze, P.D., No. 253 Mk. I-II, 20-mm Guns, M1, AN-M2, and Br. H.S./A/

AMMUNITION

122. CARTRIDGE, HE-I, MK. I, w/FUZE, P.D., NO. 253 MK. I-II,
20-MM GUNS, M1, AN-M2, AND BR. H.S./A/.

a. Weight:		Grains
Complete round	3,990
Projectile, with fuze:		
Complete (Average)	2,000
H.E.I. filler	174
Fuze	415
Case	1,435
Primer	25.65
Propellant (Average)	480
b. Length:		Inches
Complete round	7.19
Projectile, with fuze: complete	3.21
Case:		
Over-all	4.342
Headspace	3.732
Head thickness	0.378
c. Diameter:		Inches
Projectile	0.784
Case:		
Wall thickness at head	0.049
Wall thickness at shoulder	0.034
Head	0.976
d. Miscellaneous:		
Powder space	2.22 cu in.
Ballistic coefficient	0.452 lb per sq in.
Boat-tailing of base	None
Velocity at 90 feet	2,770 ft per sec
Normal pressure	45,000 lb per sq in.
Maximum range	5,100 yd

References

SNL R-1

Drawing No. 75-1-124
(complete round)Drawing No. 75-14-302
(projectile)

Specification No. PXS-871

TM 9-227

TM 9-1900

SMALL ARMS, LIGHT FIELD MORTARS, AND 20-MM AIRCRAFT GUNS

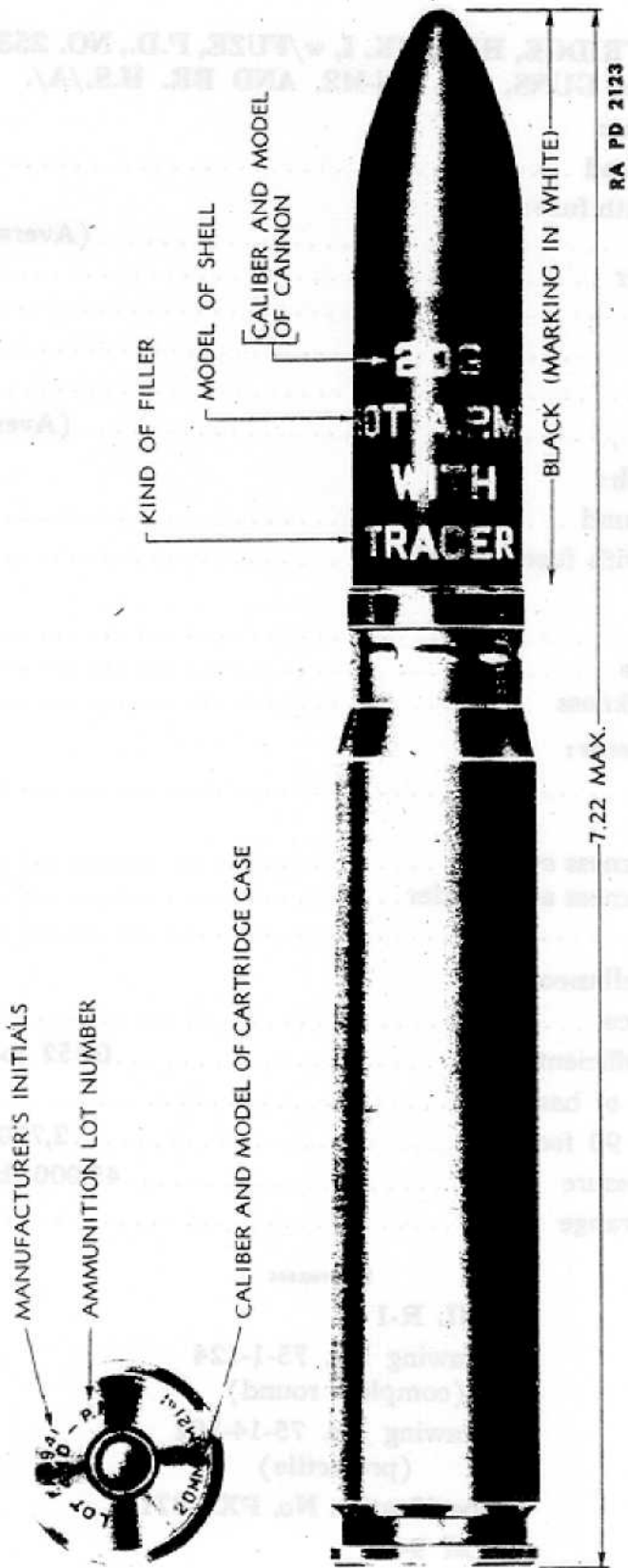


Figure 116—CARTRIDGE, AP-T, M75, 20-mm Guns, M1, AN-M2, and Br. H.S./A/

AMMUNITION

123. CARTRIDGE, AP-T, M75, 20-MM GUNS, M1, AN-M2, AND BR. H.S./A/.

a. Weight:		Grains
Complete round	4,473
Projectile:		
Complete (Max.)	2,568
Tracer	42
Case	1,435
Primer	25.65
Propellant	480
b. Length:		Inches
Complete round	7.22
Projectile:		
Complete	3.25
Tracer cavity	0.76
Case:		
Over-all	4.342
Headspace	3.732
Head thickness	0.378
c. Diameter:		Inches
Projectile	7.84
Case:		
Wall thickness at head	0.049
Wall thickness at shoulder	0.034
Head	0.976
d. Miscellaneous:		
Powder space	2.22 cu in.
Ballistic coefficient	0.613 lb per sq in.
Boat-tailing of base	None
Length of ogive	1.054
Velocity at 90 feet	2,510 ft per sec
Normal pressure	46,300 lb per sq in.
Maximum range	6,300 yd
Length of trace (Min.)	3 sec

References

SNL R-1

Drawing No. 75-1-131
(complete round)Drawing No. 75-14-316
(projectile)

Specification No. PXS-937

TM 9-227

TM 9-1900

SMALL ARMS, LIGHT FIELD MORTARS, AND 20-MM AIRCRAFT GUNS




Figure 117—CARTRIDGE, Ball, 20-mm Guns, M1, AN-M2, and Br. H.S./A/

AMMUNITION

124. CARTRIDGE, BALL, 20-MM GUNS, M1, AN-M2, AND BR.
H.S./A/.

a. Weight:	Grains
Complete round	3,920
Projectile: complete	(Max.) 2,030
Case	1,435
Primer	25.65
Propellant	507
b. Length:	Inches
Complete round	7.23
Projectile: complete	2.73
Case:	
Over-all	4.342
Headspace	3.732
Head thickness	0.378
c. Diameter:	Inches
Projectile	0.784
Case:	
Wall thickness at head	0.049
Wall thickness at shoulder	0.034
Head	0.976
d. Miscellaneous:	
Powder space	2.20 cu in.
Ballistic coefficient	0.457 lb per sq in.
Boat-tailing of base	None
Length of ogive	1.089
Velocity at 90 feet	2,770 ft. per sec
Normal pressure	45,100 lb per sq in.
Maximum range	5,300 yd

References

SNL R-1

Drawing No. 75-1-125 (complete round)

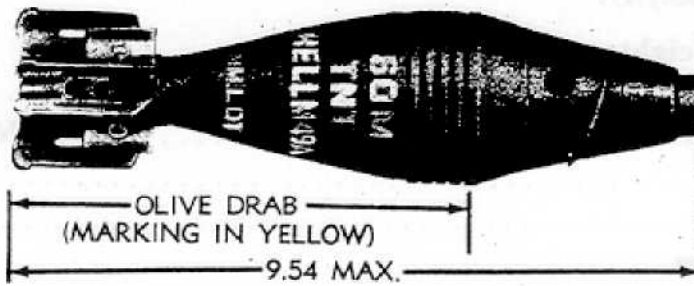
Drawing No. 75-2-299 (projectile)

Specification No. PXS-884

TM 9-227

TM 9-1900

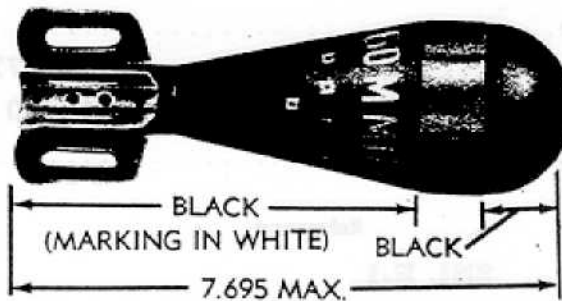
SMALL ARMS, LIGHT FIELD MORTARS, AND 20-MM AIRCRAFT GUNS



SHELL, H.E. M49A2, W/FUZE, P.D., M52, 60-MM MORTARS M1 AND M2, COMPLETE ROUND



SHELL, ILLUMINATING, M83, W/FUZE, TIME (FIXED), M65; 60-MM MORTARS, M1 AND M2, COMPLETE ROUND



COMPLETE ROUND, SHELL, TRAINING, M69, 60-MM MORTARS; M1 AND M2

RA PD 64448

Figure 118—60-mm Mortar Rounds

AMMUNITION

125. 60-MM MORTAR ROUNDS.

	H. E., M49A2, w/FUZE, P.D., M52	Practice, M50A2, w/ FUZE, P. D., M52	Illuminating, M83, w/ FUZE, time, M65	Training, M69
a. Weight (pounds):				
Complete round	2.96	2.96	4.19	4.53
Projectile, w/o fuze and fin...	2.01	2.01	φ	4.07
fuzed and w/o fin...	2.46	2.46	φ	—
filler	(TNT) 0.34	(Blk.Powd.) 0.05	0.49	None
Fin assembly	0.43	0.43	0.43	0.43
Ignition cartridge, M5A1	0.01	0.01	0.01	0.01
Percussion primer, M32	0.02	0.02	0.02	0.02
Propellant increments	(M3) 0.02 ²	(M3) 0.02 ²	(M4) .016 ²	None
b. Length (inches):				
Complete round..... (Max.)	9.54	9.54	14.28	7.70
Projectile, w/o fuze and fin....	5.18	5.18	10.08	5.54
Fuze, visible portion.....	2.36	2.36	1.99	None
Fin, visible portion.....	2.16	2.16	2.16	2.16
Ignition cartridge, M5A1.....	0.516	0.516	0.516	0.516
Percussion primer, M32.....	1.33	1.33	1.33	1.33
c. Diameter (inches):				
Projectile	2.36	2.36	2.36	2.36
Fin assembly	2.375	2.375	2.375	2.375
Ignition cartridge, M5A1.....	0.655	0.655	0.655	0.655
Percussion primer, M32.....	0.82	0.82	0.82	0.82
d. Miscellaneous:				
Ballistic coefficient: lb/sq in...	φ	φ	φ	φ
Muzzle velocity, charge 0:ft/sec	189	189	φ	152.5
charge 4:ft/sec	518	518	φ	—
Range, charge 0 (at 45°): yd...	332	332	φ	235
charge 4 (at 45°): yd...	1985	1985	φ	—
Pressure, maximum: lb/sq in...	φ	φ	φ	φ
e. References:				
Drawing No. (C/R).....	75-1-82	75-1-83	75-1-143	—
Drawing No. (Projectile).....	75-14-257	75-14-238	75-14-350	75-2-303
Specification No.	50-21-26	50-21-26	PXS-999	φ
SNL R-4				
TM 9-1900				

* For four (4) increments.
 φ Data not available at time of publication.
 Blk. Powd.—Black powder.

SMALL ARMS, LIGHT FIELD MORTARS, AND 20-MM AIRCRAFT GUNS




Figure 119—3-in. Trench and 81-mm Mortar Rounds

AMMUNITION

126. 3-IN. TRENCH AND 81-MM MORTAR ROUNDS.

81-mm mortar ammunition is adapted for use in the 3-inch trench mortar by reducing the outer zone propelling charge for the M43A1 and M44 Shell from 6 to 4 increments, and for the M56 and M57 Shell, from 4 to 3 increments; for the M45 and M45B1 Shell, the full charge of 4 increments may be used.

	Gas, H., M57, w/FUZE, P.D., M52	H.E., M43A1, w/FUZE, P.D., M52	H.E., M45B1, w/FUZE, P.D., M53	H.E., M56, w/FUZE, P.D., M53	Practice, M43A1, w/FUZE, P.D., M52 (Blk. Po.)	Practice, M44, w/FUZE, P.D., M52 (Blk. Po.)	Smoke, FS, M57, w/FUZE, P.D., M52	Smoke, WP, M57, w/FUZE, P.D., M52	Trainings, M68
Complete round	10.66	7.05	15.15	10.85	7.1	7.1	12.07	11.57	10.82
Projectile, w/o fuze and fin	9.05	5.48	12.60	9.15	5.48	4.49	10.47	9.97	9.8
Projectile, w/o fuze and fin, fuzed and w/o fin filler	9.50	5.93	13.14	9.60	6.02	4.94	10.92	10.42	None
Fin assembly	3.15	1.23	4.48	4.30	0.05	0.19	4.59	4.09	None
Ignition cartridge	0.89	0.95	1.87	0.89	0.95	0.95	(M6)	0.89	0.95
Percussion primer	0.03	0.03	0.07	0.03	0.03	0.03	(M3)	(M6)	(M6)
Propellant increments	0.11	0.04	0.03	(M33)	(M33)	(M34)	(M34)	(M33)
	(M2)	0.10†	0.07*	0.11	0.04	0.04	(M2)	0.11	0.04
	0.12*†	0.10†	0.12*†	0.12*†	0.10†	0.10†	0.12*†	0.12*†	None
Complete round (Max.)	22.89	13.27	23.62	22.89	13.27	13.27	22.89	22.89	11.08
Projectile, w/o fuze and fin	15.1	7.74	16.51	14.50	7.74	7.74	15.1	15.1	7.92
Fuze, visible portion	2.36	2.36	2.36	2.36	2.36	2.36	2.36	2.36	None
Fin, visible portion	5.41	3.16	4.06	5.41	3.16	3.16	5.41	5.41	3.16
Ignition cartridge	(M6)	(M6)	(M3)	(M6)	(M6)	(M6)	(M6)	(M6)	(M6)
Percussion primer	2.13	2.13	2.64	2.13	2.13	2.13	2.13	2.13	2.13
	(M33)	(M33)	(M34)	(M33)	(M33)	(M34)	(M34)	(M33)
	0.761	0.586	0.761	0.586	0.761	0.761	0.761	0.586
Projectile	3.175	3.175	3.175	3.175	3.175	3.175	3.175	3.175	3.175
Fin assembly	3.181	3.181	3.181	3.181	3.181	3.181	3.181	3.181	3.181
Ignition cartridge	(M6)	(M6)	(M3)	(M6)	(M6)	(M6)	(M6)	(M6)	(M6)
Percussion primer	0.795	0.795	0.889	0.795	0.795	0.795	0.795	0.795	0.795
	(M34)	(M33)	(M34)	(M33)	(M33)	(M34)	(M34)	(M33)
	1.00	1.00	1.00	1.00	1.00	1.00	1.00	1.00
Ballistic coefficient: lb/sq in., charge 0; ft/sec	φ	φ	φ	φ	φ	φ	φ	φ	φ
Muzzle velocity, charge 0; ft/sec	φ	φ	φ	φ	φ	φ	φ	φ	φ
charge 4; ft/sec	174.3	174.3	115.8	583	71.6	φ	φ	φ	172.8
charge 6; ft/sec	213.4	213.4	213.4	φ	544	560
Range, charge 0 (at 45°); yd.	φ	φ	210	φ	560	560	φ	φ	306
charge 4 (at 45°); yd.	φ	φ	1,280	2,655	2,560	2,560	2,431	2,470
charge 6 (at 45°); yd.	φ	φ	3,290	3,290
Pressure, maximum; lb/sq in.	φ	φ	φ	φ	φ	φ	φ	φ	φ

a. Weight (pounds):

Complete round
Projectile, w/o fuze and fin
Projectile, w/o fuze and fin, fuzed and w/o fin filler

Fin assembly
Ignition cartridge

Percussion primer
Propellant increments

b. Length (inches):

Complete round (Max.)
Projectile, w/o fuze and fin
Fuze, visible portion
Fin, visible portion
Ignition cartridge

Percussion primer

c. Diameter (inches):

Projectile
Fin assembly
Ignition cartridge
Percussion primer

d. Miscellaneous:

Ballistic coefficient: lb/sq in., charge 0; ft/sec
Muzzle velocity, charge 0; ft/sec
charge 4; ft/sec
charge 6; ft/sec
Range, charge 0 (at 45°); yd.
charge 4 (at 45°); yd.
charge 6 (at 45°); yd.
Pressure, maximum; lb/sq in.

e. References:

Drawing No. (C/R)
Drawing No. (Projectile)
Specification No.
SNL R-4; TM 9-1900

* For 4 increments.
† Data not available at time of publication.
‡ Not more than 3 increments to be used in 3" trench mortar. Blk. Po.—Black powder.
§ For 6 increments. Not more than 4 to be used in 3" trench mortar.

SMALL ARMS, LIGHT FIELD MORTARS, AND 20-MM AIRCRAFT GUNS




Figure 120—BANDOLEER, M1 (for 5-rd. and 8-rd. Clips)

127. BANDOLEER, M1 (FOR 5-RD. AND 8-RD. CLIPS).

a. Weight:

Empty	*
With six 5-rd. loaded clips	4 lb
With six 8-rd. loaded clips	3.5 lb

b. Length:

	Inches
Bandoleer	22.5 in.
Strap	41 in.

References

- SNL T-5
- Drawing No. D43490 (empty)
- Drawing No. D43491 (filled)
- TM 9-1990

* Data were not available at time of publication.

AMMUNITION




Figure 121—BELT, Ammunition, Cal. .30, M1917 (250-rd.)

128. BELT, AMMUNITION, CAL. 30, M1917 (250-RD.).

Weight:

Empty 0.4 lb
 Filled with 250 armor-piercing cal. .30 M2 cartridges 15.2 lb

Length 186 in.


Extraction pull 4 to 11 lb

References

- SNL T-5
- Drawing No. C3951
- Specification No. 52-5-4B
- Specification No. AXS-676
- TM 9-1990

TM 9-2200
129

SMALL ARMS, LIGHT FIELD MORTARS, AND 20-MM AIRCRAFT GUNS



RA PD 69031

Figure 122—BELT, Ammunition, Fabric, Cal. .50, M7 (110-rd.)

AMMUNITION

129. BELT, AMMUNITION, FABRIC, CAL. .50, M7 (110-RD.).

Weight:

Empty 7 oz (0.44 lb)

Filled with 110 cal. .50 armor-piercing cartridges 28.5 lb

Length: over-all 10.5 ft

Width 1.6 in.

Extraction pull 10 to 30 lb

NOTE: With fabric tab attached at one end. Loaded prior to issue and packed in BOX, ammunition, cal. .50, M2.

References

SNL T-5

Drawing No. C113699

Specification No. AXS-874

Specification No. 52-5-4B



Figure 129 - .50-Caliber Cartridge, Cal. .50 (2-1/2)


129. BELT, AMMUNITION, FABRIC, CAL. .50 (M7)

Weight	Length	Width
Average 110	10.5 ft	1.6 in.
Average 80		
Average 33		
	1.6 in.	
		0.63 in.

References

SNL T-5
 Drawing No. C113699
 Specification No. AXS-874
 TM 9-2200

SMALL ARMS, LIGHT FIELD MORTARS, AND 20-MM AIRCRAFT GUNS



RA PD 69032

Figure 123—CLIP, Cartridge, Cal. .30 (5-rd.) (Steel)


130. CLIP, CARTRIDGE, CAL. .30 (5-RD.).

Weight: complete assembly	Average 112 gr
Body	Average 89 gr
Spring	Average 23 gr
Length	2.37 in.
Width063 in.

References

SNL T-5
Drawing No. B6919
Specification No. FXS-452
TM 9-1990

AMMUNITION



RA PD 69033

Figure 124—CLIP, Cartridge, Dummy, Cal. .30 (5-rd.)


131. CLIP, CARTRIDGE, DUMMY, CAL. .30 (5-RD.).

a. The data for this cartridge are the same as those for CLIP, cartridge, cal. .30 (5-rd.) given in paragraph 118. However, the spring for this clip does not have the two end tongues.

References

SNL T-5
Drawing No. B6920
Specification No. FXS-452
TM 9-1990

SMALL ARMS, LIGHT FIELD MORTARS, AND 20-MM AIRCRAFT GUNS



RA PD 69034

Figure 125—CLIP, Cartridge, U.S. Rifle, Cal. .30, M1 (8-rd.)


132. CLIP, CARTRIDGE, CAL. .30, U. S. RIFLE, M1 (8-RD.).

Weight	(Approx.) 1 oz
Length	2.12 in.
Width	1.06 in.
Height	Average 1.32 in.

References

- SNL T-5
- Drawing No. D28288
- Specification No. 52-3-8
- TM 9-1990

SMALL ARMS, LIGHT FIELD AMMUNITION
AMMUNITION



LOADED

1.594 MAX.



UNLOADED

RA PD 4515A

Figure 126—CLIP, Cartridge, Cal. .45, for Revolver Ball Cartridge

133. CLIP, CARTRIDGE, CAL. .45, FOR REVOLVER BALL CARTRIDGE.

Weight	(Approx.) 8 grains
Length	1.59 in.
Width	0.80 in.
Thickness	0.040 in.

References

- SNL T-5
- Drawing No. C64150
- TM 9-1990

SMALL ARMS, LIGHT FIELD MORTARS, AND 20-MM AIRCRAFT GUNS



RA PD 4516A

Figure 127—LINK, Metallic Belt, Cal. .30, M1

134. LINK, METALLIC BELT, CAL. .30, M1.

Weight	67.2 grains (0.96 lb per 100)
Pitch	(Average) 0.51 in.
Extraction pull	5 to 10 lb

References

SNL T-5

Drawing No. C59722

Specification No. 52-7-2D

TM 9-1990



RA PD 4516B

Figure 128—LINK, Metallic Belt, Cal. .50, M2

135. LINK, METALLIC BELT, CAL. .50, M2.

Weight (Average) 267 grains (3.8 lb per 100 links)
Pitch (Average) 0.93 in.
Extraction pull 10 to 25 lb

References

SNL T-5
Drawing No. D37987
Specification No. 52-7-2D
TM 9-1990



RA PD 4516B




CROSS PIECE

DISINTEGRATING BELT LINK

Figure 130—LINK, Belt, Disintegrating Belt, 30-mm, M2

SMALL ARMS, LIGHT FIELD MORTARS, AND 20-MM AIRCRAFT GUNS



RA PD 66742

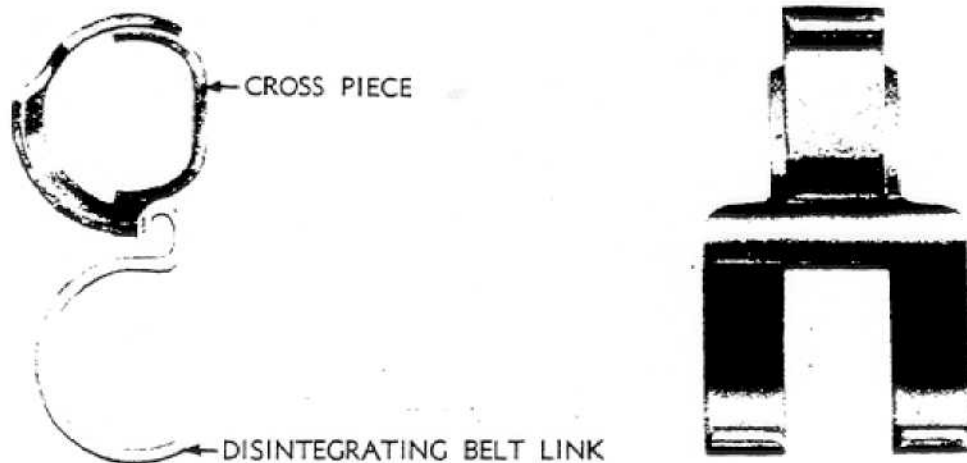
Figure 129—Rounds linked with LINK, Disintegrating Belt, 20-mm, M3

136. LINK, DISINTEGRATING BELT, 20-MM, M3.

Weight (Approx.) 2½ oz
Pitch 1.33

References

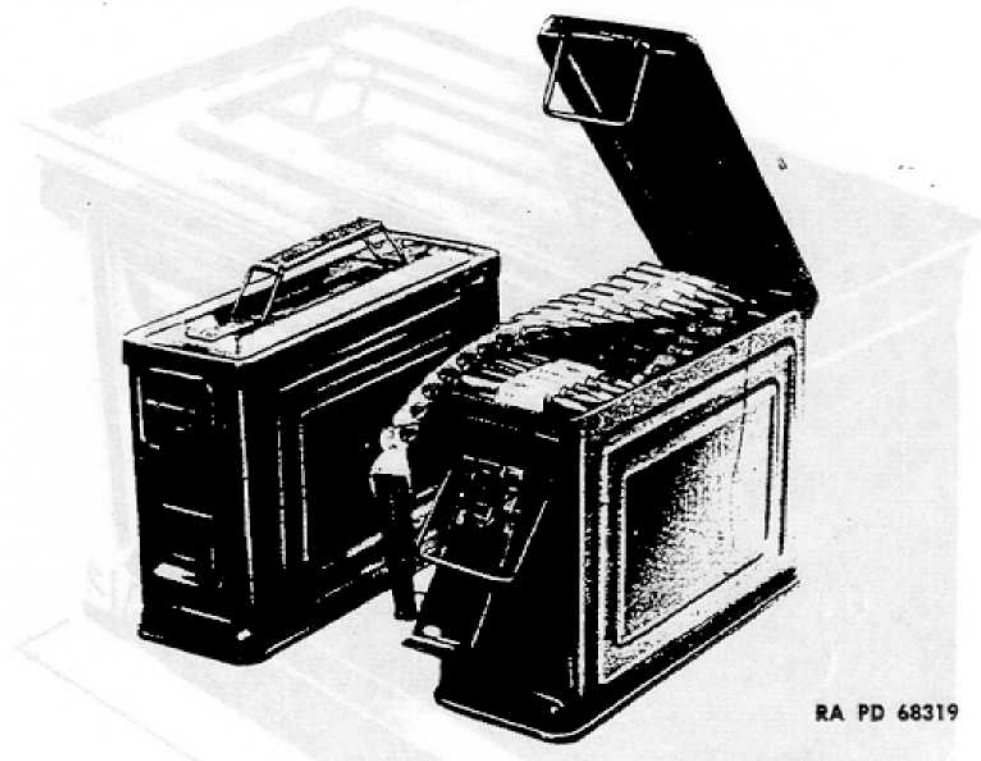
SNL R-1
Drawing No. C70661
Specification No. WVXS-57
TM 9-227



RA PD 10931

Figure 130—LINK, End, Disintegrating Belt, 20-mm, M4

AMMUNITION



RA PD 68319

Figure 131—BOX, Ammunition, Cal. .30, M1 (for 250-rd. Machine Gun Belt)

137. BOX, AMMUNITION, CAL. .30, M1 (FOR 250-RD. MACHINE GUN BELT).


Weight, empty	3.5 lb
Length	10 ³ / ₁₆ in.
Width	3 ³ / ₄ in.
Height	7 ⁷ / ₃₂ in.

NOTE: Used for packing loaded BELT, ammunition, cal. .30, M1917 (250-rd.).

References

- SNL T-5
- Drawing No. D44070
- Specification No. AXS-738
- TM 9-1990

SMALL ARMS, LIGHT FIELD MORTARS, AND 20-MM AIRCRAFT GUNS



RA PD 69036

Figure 132—BOX, Ammunition, Cal. .50, M2 (for 110-rd. Machine Gun Belt)

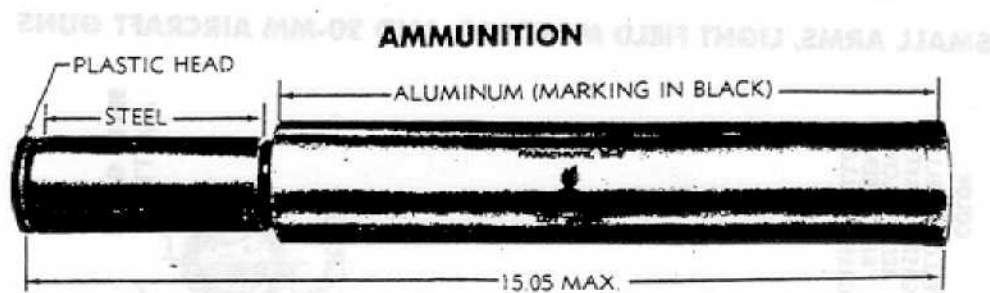
138. BOX, AMMUNITION, CAL. .50, M2 (FOR 110-RD. MACHINE GUN BELT).

Weight, empty	4.4 lb
Length	12¼ in.
Width	6¼ in.
Height	7½ in.

NOTE: Used for packing loaded BELT, ammunition, fabric, cal. .50, M7 (110-rd.), or 100 or 105 rounds of linked cal. .50 ammunition.

References

- SNL T-5
- Drawing No. D73913
- Specification No. AXS-738
- TM 9-1990



RA PD 64447

Figure 133—FLARE, Aircraft, Parachute, M9A1

139. FLARE, AIRCRAFT, PARACHUTE, M9A1.

a. Weight:	Ounces
Complete round	33.7
Flare case	5.84
Candle assembly	21.0
Illuminating composition	17.8
Parachute assembly	1.5
Barrel assembly	3.9
Propelling charge	0.04
Primer	0.03
b. Length:	Inches
Complete round	15.1
Flare case assembly	12.51
Illuminant assembly	4.5
Barrel assembly	4.3
c. Diameter:	Inches
Flare case assembly	2.0
Barrel assembly	1.55
d. Miscellaneous:	
Candlepower	60,000
Burning time	60.0 sec
Delay time	2.5 sec
Rate of fall	7.0 ft per sec

References

- SNL S-5
- Drawing No. 78-0-11 (C/R)
- Specification No. 50-55-2
- TM 9-290
- TM 9-981
- TM 9-1900

SMALL ARMS, LIGHT FIELD MORTARS, AND 20-MM AIRCRAFT GUNS

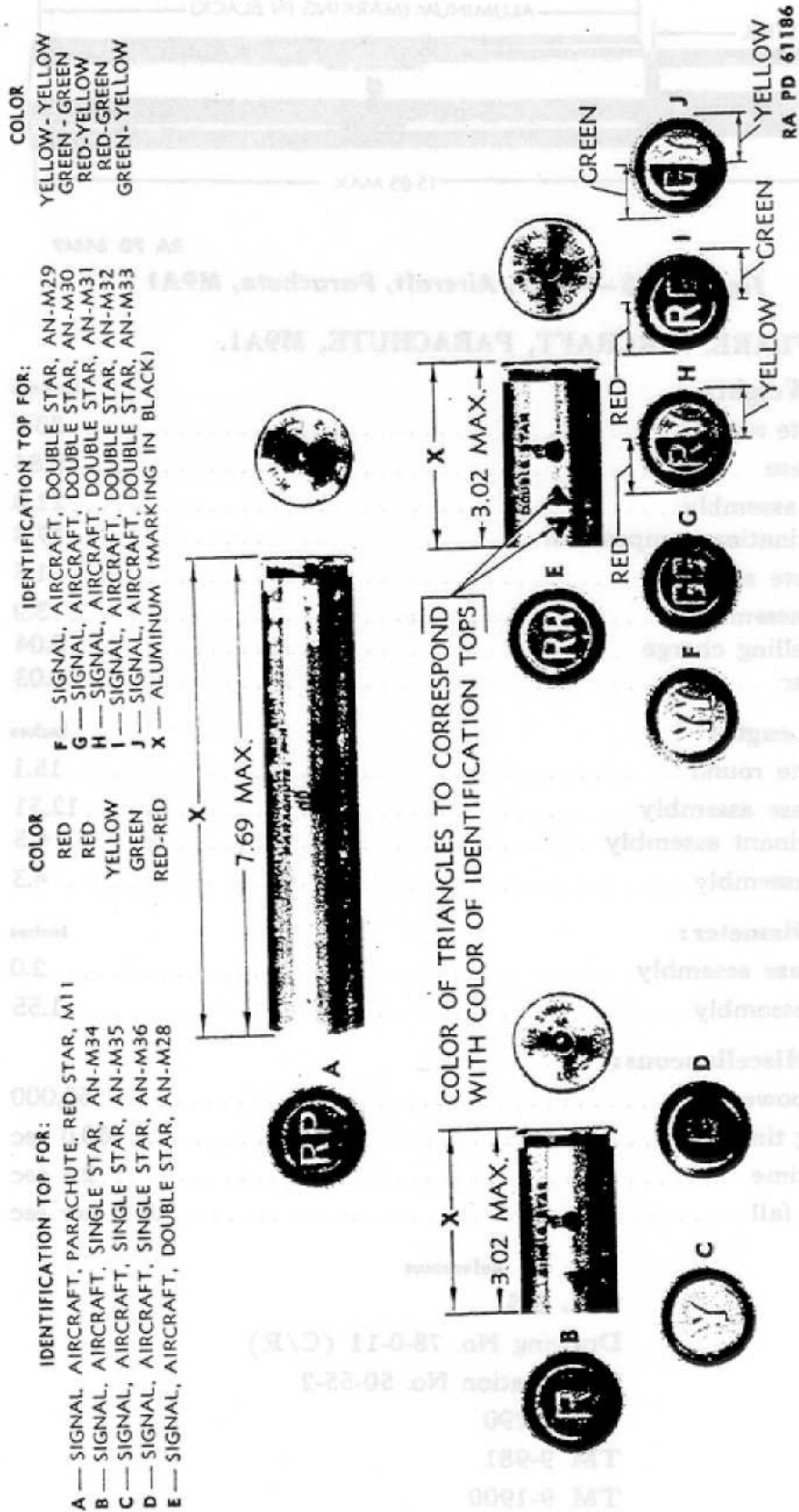


Figure 134—Signals, Aircraft, Rimless-type

AMMUNITION

140. SIGNALS, AIRCRAFT, RIMLESS-TYPE.

	Red, Parachute, M11	Red, Cluster, M14	White, Blinker, Parachute, M15	Green, Blinker, Parachute, M16	Red, AN-M34	Yellow, AN-M35	Green, AN-M36	Red, AN-M28	Yellow, AN-M29	Green, AN-M30	Red, Yellow, AN-M31	Red, Green, AN-M32	Green, Yellow, AN-M33
a. Weight (ounces)	9.60	11.42	9.1	9.1	3.84	3.78	4.03	5.00	4.88	5.38	4.94	5.19	5.13
Complete assembly	3.53	3.53	3.53	3.53	2.11	2.11	2.11	2.11	2.11	2.11	2.11	2.11	2.11
Barrel	0.03	0.03	0.03	0.03	0.03	0.03	0.03	0.03	0.03	0.03	0.03	0.03	0.03
Primer	0.07	0.07	0.07	0.07	0.08	0.08	0.08	0.08	0.08	0.08	0.08	0.08	0.08
Propelling charge	5.8	7.62	5.3	5.3	None	None	None	None	None	None	None	None	None
Signal case assembly	0.12	0.12	0.12	0.12	None	None	None	None	None	None	None	None	None
Fuze assembly	0.07	0.07	0.07	0.07	None	None	None	None	None	None	None	None	None
Expelling charge	3.29	6.11	3.2	3.2	None	None	None	None	None	None	None	None	None
Candle assembly	2.60	5.0†	0.52	0.52	None	None	None	None	None	None	None	None	None
Illuminating charge	0.26	None	0.26	0.26	None	None	None	None	None	None	None	None	None
Parachute assembly													
b. Length (inches)	7.69	7.69	7.69	7.69	3.02	3.02	3.02	3.02	3.02	3.02	3.02	3.02	3.02
Complete round	6.71	6.85	6.71	6.85	None	None	None	None	None	None	None	None	None
Signal case assembly	3.01	5.6†	3.01	3.01	None	None	None	None	None	None	None	None	None
Candle assembly													
c. Diameter (inches)	1.58	1.58	1.58	1.58	1.56	1.56	1.56	1.56	1.56	1.56	1.56	1.56	1.56
Barrel	30.5	None	30.5	30.5	None	None	None	None	None	None	None	None	None
Parachute (open)													
d. Miscellaneous													
Candlepower (thousands)	20.	4.0φ	10.0	1.5	9.0	2.0	6.0	9.0, 9.0	2.0, 2.0	6.0, 6.0	9.0, 2.0	9.0, 6.0	6.0, 2.0
Burning time (seconds)	30.	9.	44.0†	51.††	7.	7.	7.	7.	7.	7.	7.	7.	7.
Delay time (seconds)	2.5	2.5	2.5	2.5	0.	0.	0.	0.	0.	0.	0.	0.	0.
Rate of fall (ft per sec)	6.	Free	6.	6.	Free	Free	Free	Free	Free	Free	Free	Free	Free
e. References													
Drawing No. (C/R)	78-0-10	78-0-14	78-0-15	78-0-16	78-0-32	78-0-32	78-0-32	78-0-31	78-0-31	78-0-31	78-0-31	78-0-31	78-0-31
Specification No.	50-55-4	PXS-722	50-55-11	50-55-11	PXS-968	PXS-968	PXS-968	PXS-963	PXS-963	PXS-963	PXS-963	PXS-963	PXS-963
SNL S-5	TM 9-981												
TM 9-290	TM 9-1900												

a. Weight (ounces)
 Complete assembly
 Barrel
 Primer
 Propelling charge
 Signal case assembly
 Fuze assembly
 Expelling charge
 Candle assembly
 Illuminating charge
 Parachute assembly

b. Length (inches)
 Complete round
 Signal case assembly
 Candle assembly

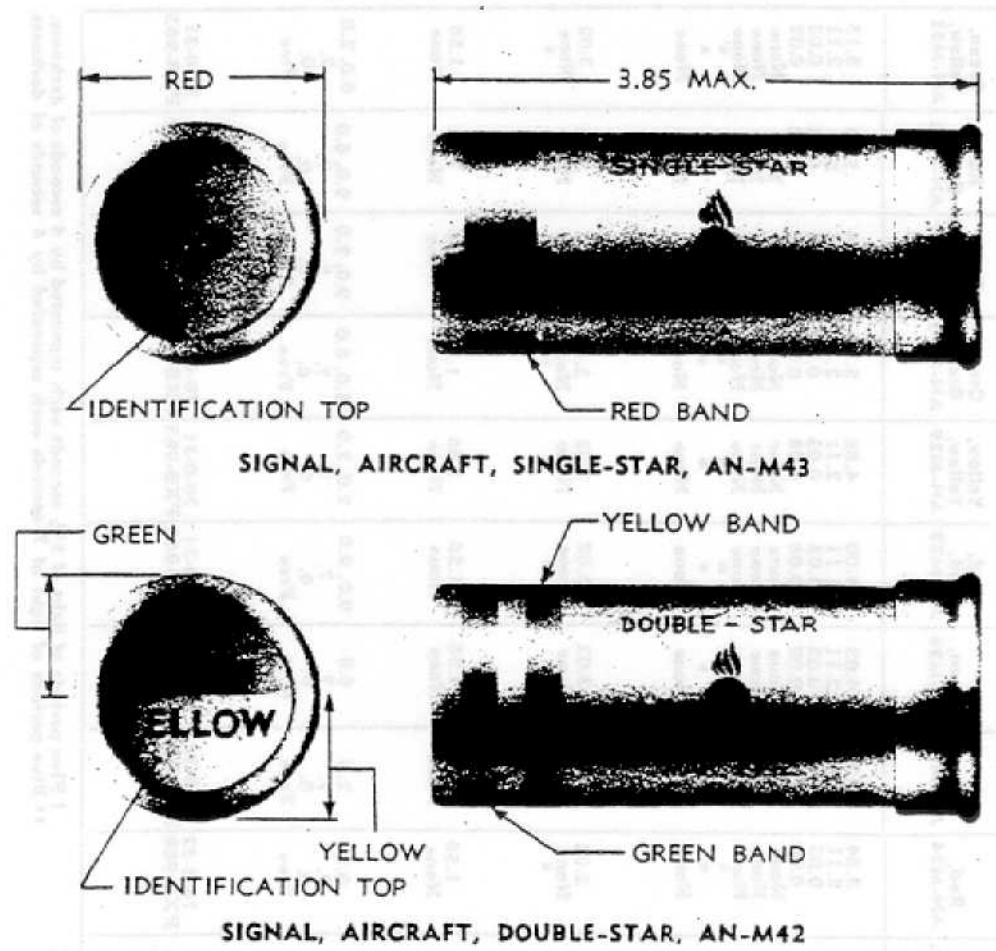
c. Diameter (inches)
 Barrel
 Parachute (open)

d. Miscellaneous
 Candlepower (thousands)
 Burning time (seconds)
 Delay time (seconds)
 Rate of fall (ft per sec)

e. References
 Drawing No. (C/R)
 Specification No.
 SNL S-5
 TM 9-981
 TM 9-290
 TM 9-1900

* Data not available at time of publication. † Total for five stars. ‡ Five periods of light of 5½ seconds each separated by 4 seconds of darkness. †† Five periods of light of 7 seconds each separated by 4 seconds of darkness.

SMALL ARMS, LIGHT FIELD MORTARS, AND 20-MM AIRCRAFT GUNS



NOTE:—COLOR OF BANDS AND IDENTIFICATION TOPS TO CORRESPOND WITH COLOR OF SIGNAL (SEE TABLE)

SIGNAL	COLOR OF BANDS AND IDENTIFICATION TOPS
AIRCRAFT, DOUBLE - STAR, AN-M37	RED - RED
AIRCRAFT, DOUBLE - STAR, AN-M38	YELLOW - YELLOW
AIRCRAFT, DOUBLE - STAR, AN-M39	GREEN - GREEN
AIRCRAFT, DOUBLE - STAR, AN-M40	RED - YELLOW
AIRCRAFT, DOUBLE - STAR, AN-M41	RED - GREEN
AIRCRAFT, SINGLE - STAR, AN-M44	YELLOW
AIRCRAFT, SINGLE - STAR, AN-M45	GREEN

RA PD 7210

Figure 135—Signals, Aircraft, Cartridge-type

AMMUNITION

141. SIGNALS, AIRCRAFT, CARTRIDGE-TYPE.

	Red-red, AN-M37	Yellow- yellow, AN-M38	Green- green, AN-M39	Red-yellow, AN-M40	Red-green, AN-M41	Green- yellow, AN-M42	Red, AN-M43	Yellow, AN-M44	Green, AN-M45
Complete assembly	5.6	5.6	6.8	5.6	6.2	6.2	4.3	4.17	5.14
Signal case assembly	1.6	1.6	1.6	1.6	1.6	1.6	1.6	1.6	1.6
Primer	0.04	0.04	0.04	0.04	0.04	0.04	0.04	0.04	0.04
Propelling charge	0.03	0.03	0.03	0.03	0.03	0.03	0.08	0.08	0.08
Candle assembly	3.84	3.84	5.02	3.84	4.43	4.43	2.23	2.10	3.08
Illuminating charge	3.32	3.32	4.50	3.32	3.91	3.91	2.0	1.87	2.85
b. Length (inches)									
Cartridge	3.85	3.85	3.85	3.85	3.85	3.85	3.85	3.85	3.85
Candle assembly	2.95	2.95	2.95	2.95	2.95	2.95	1.56	1.56	1.56
c. Diameter (inches)									
Cartridge	1.54	1.54	1.54	1.54	1.54	1.54	1.54	1.54	1.54
d. Miscellaneous									
Candlepower (thousands)	25.0, 25.0	20.0, 20.0	12.0, 12.0	25.0, 20.0	25.0, 12.0	12.0, 20.0	25.0	15.0	30.0
Burning time (seconds)	7. to 13.	7. to 13.	7. to 13.	7. to 13.	7. to 13.	7. to 13.	7. to 13.	7. to 13.	7. to 13.
Delay time (seconds)	0.	0.	0.	0.	0.	0.	0.	0.	0.
Rate of fall (ft per sec)	free	free	free	free	free	free	free	free	free
e. References									
Drawing No. (C/R)	78-0-33	78-0-33	78-0-33	78-0-33	78-0-33	78-0-33	78-0-34	78-0-34	78-0-34
Specification No.	PXS-972	PXS-972	PXS-972	PXS-972	PXS-972	PXS-972	PXS-973	PXS-973	PXS-973

SNL S-5
TM 9-290
TM 9-981
TM 9-1900

AMMUNITION

142. SIGNAL, GROUND, HIGH-BURST RANGING, M27.


a. Weight:	Ounces
Complete round	6.78
Body	2.70
Breech cap	0.68
Smoke charge	2.20*
Time train ring assembly	0.60
Propelling charge	0.07
Primer	0.04
b. Length:	Inches
Complete round	3.82
Body	3.66
Breech cap	0.76
Smoke charge cavity	2.61
c. Diameter:	Inches
Body	1.625
Breech cap	1.35
d. Miscellaneous:	
Candlepower	Smoke
Burning time	Instant
Delay time	5.0 sec
Height of projection	550 ft
Rate of fall	Free
Muzzle velocity	190 ft per sec

References

SNL S-5
 Drawing No. 78-0-30
 (complete round)
 Specification No. PXS-958
 TM 9-290
 TM 9-981
 TM 9-1900

* 2 oz. black powder and 0.2 oz aluminum.

SMALL ARMS, LIGHT FIELD MORTARS, AND 20-MM AIRCRAFT GUNS



RA PD 69037

Figure 137—Signals, Ground, Projector-type


AMMUNITION

143. SIGNALS, GROUND, PROJECTOR-TYPE.

	Parachute			Cluster		
	White Star, M17	Green Star, M19	Amber Star, M21	White Star, M18	Green Star, M20	Amber Star, M22
a. Weight (ounces)						
Complete round.....	10.9	10.6	10.2	11.8	11.8	11.3
Body assembly.....	4.6	4.6	4.6	4.4	4.4	4.4
Illuminant assembly.....	3.9	3.6	3.2	5.3	5.3	4.8
Illuminating composition	2.55	2.5	2.1	4.0*	4.0*	3.5*
Parachute assembly.....	0.39	0.39	0.39	None	None	None
Powder pellet.....	0.04	0.04	0.04	0.04	0.04	0.04
Cap assembly.....	0.96	0.96	0.96	0.96	0.96	0.96
Primer.....	0.04	0.04	0.04	0.04	0.04	0.04
Propelling charge.....	0.07	0.07	0.07	0.07	0.07	0.07
Stabilizer assembly.....	0.85	0.85	0.85	0.87	0.87	0.87
b. Length (inches)						
Complete round.....	9.	9.	9.	9.	9.	9.
Body and cap assembly....	6.	6.	6.	5.7	5.7	5.7
Illuminant assembly....	2.25	2.25	2.25	3.6	3.6	3.6
Stabilizer assembly.....	3.	3.	3.	3.25	3.25	3.25
c. Diameter (inches)						
Body.....	1.61	1.61	1.61	1.61	1.61	1.61
Parachute (open).....	24.	24.	24.	None	None	None
d. Miscellaneous						
Candlepower.....	20,000	5,000	4,000	18,000*	7,000*	2,000*
Burning time (seconds)...	20 to 30	20 to 30	20 to 30	5 to 7	5 to 7	5 to 7
Delay time (seconds).....	5½	5½	5½	5½	5½	5½
Height of projection (feet)	600	600	600	600	600	600
Rate of fall (f/s).....	7.	7.	7.	free	free	free
Muzzle velocity (f/s)....	195	195	195	195	195	195
e. References						
Drawing No. (C/R).....	78-0-17	78-0-19	78-0-21	78-0-18	78-0-20	78-0-22
Specification.....	50-54-5	50-54-5	50-54-5	50-54-6	50-54-6	50-54-0
SNL S-5						
TM 9-290						
TM 9-981						
TM 9-1900						

* For each of 5 candles.

SMALL ARMS, LIGHT FIELD MORTARS, AND 20-MM AIRCRAFT GUNS



RA PD 69038A

Figure 138—Signals, Ground, Launcher-type

AMMUNITION

144. SIGNALS, GROUND, LAUNCHER-TYPE.

	Parachute				Cluster			
	White Star, M17A1†	Green Star, M19A1†	Amber Star, M21A1†	Red Star, M51A1†	White Star, M18A1†	Green Star, M20A1†	Amber Star, M22A1†	Red Star, M52A1†
Complete round	16.71	16.36	15.98	16.36	17.49	17.49	16.96	17.49
Body assembly	4.6	4.6	4.6	4.6	4.4	4.4	4.4	4.4
Illuminant assembly	3.9	3.6	3.2	3.6	5.3	5.3	3.8	5.3
Illuminating composition	2.55	2.5	2.1	2.0	0.8*	0.08*	0.7*	0.75*
Parachute assembly	0.39	0.39	0.39	0.39	None	None	None	None
Powder pellet	0.04	0.04	0.04	0.04	0.04	0.04	0.04	0.04
Propelling charge	0.06	0.06	0.06	0.06	0.06	0.06	0.06	0.05
Stabilizer assembly	4.9	4.9	4.9	4.9	4.9	4.9	4.9	4.9
Complete round (With plug which protrudes 1/4 in.)	10.4	10.4	10.4	10.4	10.1	10.1	10.1	10.1
Body assembly	6.5	6.5	6.5	6.5	6.25	6.25	6.25	6.5
Illuminant assembly	2.25	2.25	2.25	2.25	3.6	3.6	3.6	3.6
Stabilizer assembly	3.6	3.6	3.6	3.6	3.6	3.6	3.6	3.6
Complete round	1.61	1.61	1.61	1.61	1.61	1.61	1.61	1.61
Parachute (open)	24.	24.	24.	24.	None	None	None	None
Candlepower (minimum)	20,000	5,000	4,000	20,000	18,000*	7,000*	2,000*	35,000*
Burning time (seconds)	20 to 30	20 to 30	20 to 30	20 to 30	5 to 7*	5 to 7*	5 to 7	5 to 7
Delay time (seconds)	5 1/2	5 1/2	5 1/2	5 1/2	5 1/2	5 1/2	5 1/2	5 1/2
Height of projection (feet)	600.	600.	600.	600.	600.	600.	600.	600.
Rate of fall (ft per sec)	7.	7.	7.	7.	Free	Free	Free	Free
Muzzle velocity (ft per sec)	195.	195.	195.	195.	195.	195.	195.	195.
Drawing No. (C/R)	78-0-37	78-0-39	78-0-41	78-0-69	78-0-38	78-0-40	78-0-42	78-0-70
Specification	PXS-1031	PXS-1031	PXS-1031	PXS-1031	PXS-1032	PXS-1032	PXS-1032	PXS-1031
SNL S-5								
TM 9-290								
TM 9-1900								

a. Weight (ounces)

- Complete round
- Body assembly
- Illuminant assembly
- Illuminating composition
- Parachute assembly
- Powder pellet
- Propelling charge
- Stabilizer assembly

b. Length (inches)

- Complete round
(With plug which protrudes 1/4 in.)
- Body assembly
- Illuminant assembly
- Stabilizer assembly

c. Diameter (inches)

- Body
- Parachute (open)

d. Miscellaneous

- Candlepower (minimum)
- Burning time (seconds)
- Delay time (seconds)
- Height of projection (feet)
- Rate of fall (ft per sec)
- Muzzle velocity (ft per sec)

e. References

- Drawing No. (C/R)
- Specification
- SNL S-5
- TM 9-290
- TM 9-981
- TM 9-1900

* For each of 5 candles.

† When the model designation is suffixed by "B2," the signal has a body of steel instead of aluminum, and the length of complete round is 0.17 inch less than that shown in table above.

AMMUNITION

145. LIGHTS, SIGNAL, VERY.

	Green star, Mk. II	Red star, Mk. II	White star, Mk. II
a. Weight (grains)			
Complete round	420.	420.	420.
Star charge assembly	224.	220.	220.
Star charge	200.	154.	154.
Propelling charge	10.	10.	10.
b. Length (inches)			
Complete round	2.43	2.43	2.43
Star charge assembly	1.5	1.5	1.5
Bottom wad	0.38	0.38	0.38
Top wad	0.12	0.12	0.12
c. Diameter (inches)			
Cartridge case*	0.875	0.875	0.875
Bottom and top wads	0.78	0.78	0.78
Star charge	0.69	0.69	0.69
d. Miscellaneous			
Candlepower	600.	300.	250.
Burning time (seconds)	5.	7.	6.
Delay time (seconds)	0.**	0.**	0.**
Height of projection (feet)	200.	200.	200.
e. References			
Drawing No. (C/R)	78-0-28	78-0-26	78-0-27
Specification No.	PXS-637	PXS-637	PXS-637

References

- SNL S-5
- TM 9-290
- TM 9-981
- TM 9-1900

*Empty primed shot shell, No. 10 gage, commercial.
 **No delay; burns on rise.

SMALL ARMS, LIGHT FIELD MORTARS, AND 20-MM AIRCRAFT GUNS



Figure 140—GRENADE, AT, M9A1

AMMUNITION

146. GRENADE, AT, M9A1.

a. Weight:	Ounces
Complete round	19.68
Body, ogive, and cone assembly	12.16
Bursting charge	4.0
Stabilizer	7.52
Fuze assembly	0.16
b. Length:	Inches
Complete round	11.24
Body, ogive, and cone assembly	5.98
Stabilizer assembly	5.26
c. Diameter:	Inches
Body	(Max.) 2.15
Stabilizer:	
Outer	0.90
Inner	0.85
d. Miscellaneous:	
Type of fuze	Impact
Radius of burst (yards)	—
Maximum range:	
CARBINE, cal. .30, M1, M1A1	184 yd
RIFLE, U. S., cal. .30, M1903 and M1	257 yd
Maximum initial velocity:	
CARBINE, cal. .30, M1, M1A1	142.6 ft per sec
RIFLE, U. S., cal. .30, M1903 and M1	176.5 ft per sec

References

- Drawing No. 82-0-67 (complete round)
- SNL S-4
- TM 9-1900
- FM 23-30

SMALL ARMS, LIGHT FIELD MORTARS, AND 20-MM AIRCRAFT GUNS

RA PD 69040



Figure 141—GRENADE, Rifle, Fragmentation, Impact, M17 (T2)

AMMUNITION

**147. GRENADE, RIFLE, FRAGMENTATION, IMPACT,
M17 (T2).**

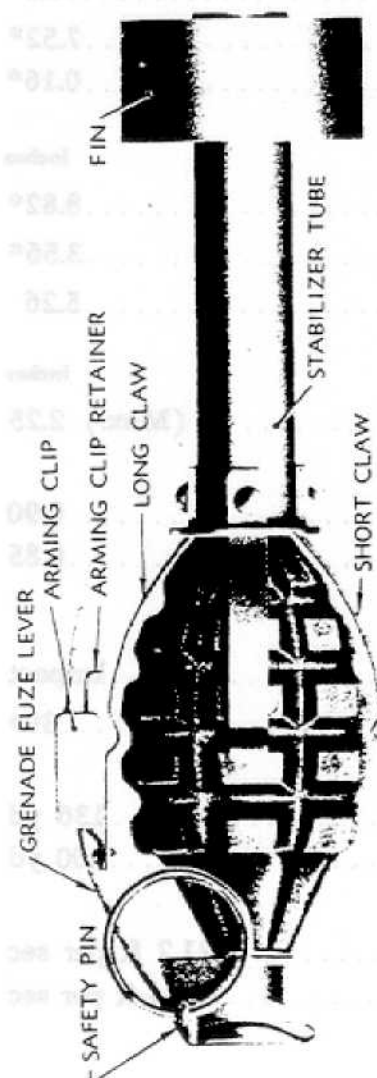
a. Weight:	Ounces
Complete round	25.28*
Body, ogive, and cone assembly	17.76*
Bursting charge	0.8*
Stabilizer	7.52*
Fuze assembly	0.16*
b. Length:	Inches
Complete round	8.82*
Body, ogive, and cone assembly	3.56*
Stabilizer assembly	5.26
c. Diameter:	Inches
Body	(Max.) 2.25
Stabilizer:	
Outer	0.90
Inner	0.85
d. Miscellaneous:	
Type of fuze	Impact
Radius of burst (yards)	30 ϕ
Maximum range:	
CARBINE, cal. .30, M1 and M1A1	136 yd
RIFLE, U. S., cal. .30, M1903 and M1	200 yd
Maximum initial velocity:	
CARBINE, cal. .30, M1 and M1A1	121.2 ft per sec
RIFLE, U. S., cal. .30, M1903 and M1	146.4 ft per sec

References

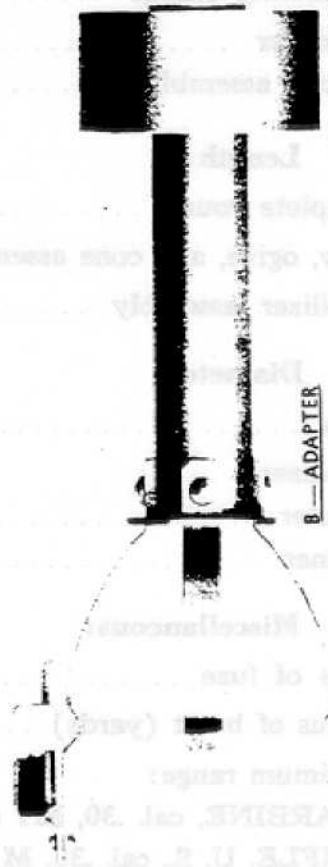
Drawing No. 82-0-95 (complete round)
Specification No. AXS-1034
SNL S-4
TM 9-1900
FM 23-30

* Estimated.
 ϕ Fragments may fly over 200 yards.

SMALL ARMS, LIGHT FIELD MORTARS, AND 20-MM AIRCRAFT GUNS



A — GRENADE, HAND, FRAGMENTATION, MK II, WITH ADAPTER



B — ADAPTER

Figure 142 — ADAPTER, Grenade-projection, M1

AMMUNITION

148. ADAPTER, GRENADE-PROJECTION, M1.

a. Weight:	Pounds
Adapter:	
Without grenade*365
With grenade1.68
b. Length:	Inches
Stabilizer tube5.26
c. Diameter:	Inches
Stabilizer tube:	
Outer0.90
Inner0.85
d. Miscellaneous:	
Fuze delay5 sec
Radius of burst30 yds**
Maximum range200 yds†
Muzzle velocity195 ft per sec‡

References

SNL S-4
 Drawing No. 82-1-81
 Specification No. AXS-927
 TM 9-1900
 TM 9-1985
 FM 23-30

* GRENADE, hand, fragmentation, Mk. II, with hand igniting fuze, M10A1, or M10A2.

** Fragments may fly over 200 yards.

† When projected from launchers on M1903 or M1917 Rifles: Limited by delay time of fuze.

‡ Estimated.

SMALL ARMS, LIGHT FIELD MORTARS, AND 20-MM AIRCRAFT GUNS

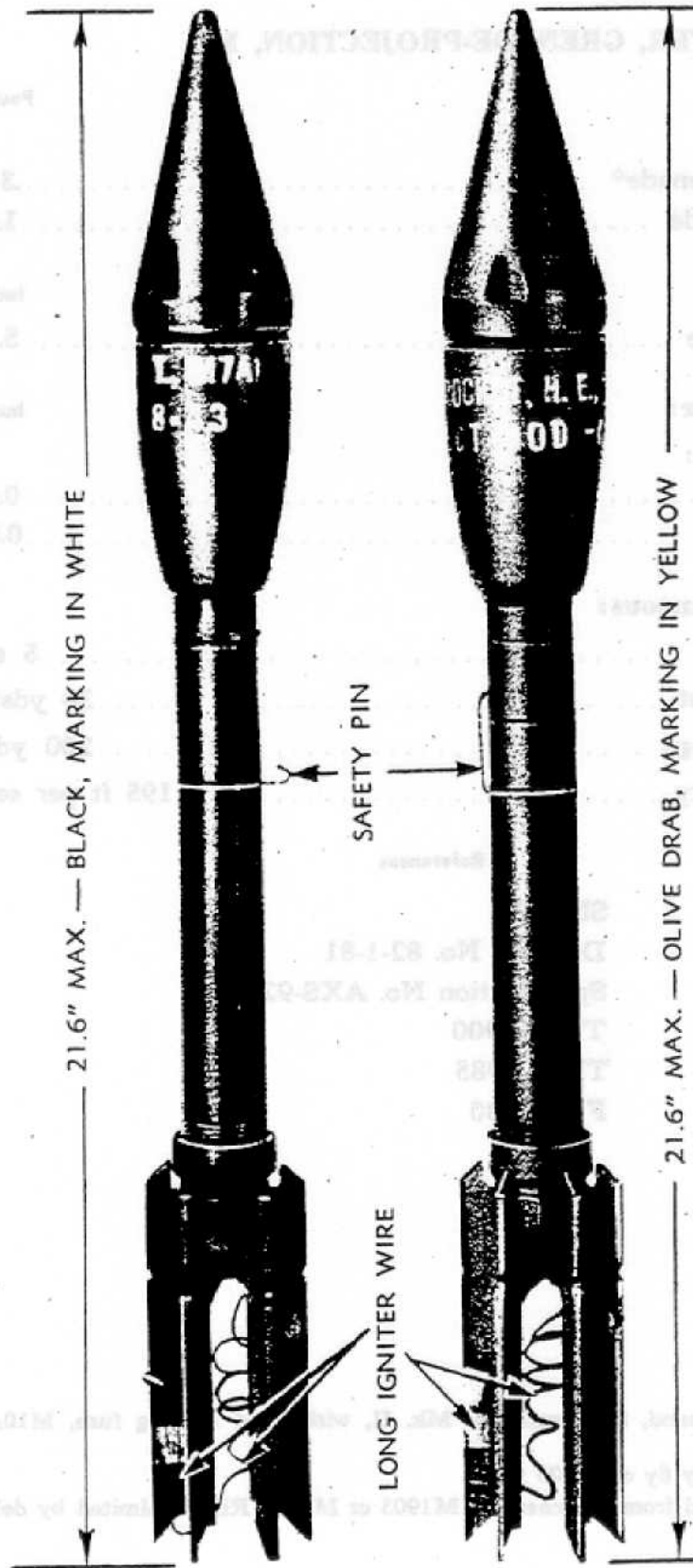


Figure 143—ROCKET, AT, 2.36", M6A1 (Lower) and ROCKET, Practice, 2.36", M7A1

AMMUNITION

149. ROCKET, AT, 2.36", M6A1 AND ROCKET, AT, PRACTICE, 2.36", M7A1.

	Rocket, AT, M6A1	Rocket, AT, Practice, M7A1
a. Weight:		Pounds
Complete round	3.39	3.39
Body, ogive, and cone assembly	1.09	1.09
Bursting charge483	
Stabilizer and fuze assembly	1.82	2.49
Propelling charge135	
Fin assembly with nozzle47	.47
b. Length:		Inches
Complete round	(Max.) 21.62	(Max.) 21.62
Body, ogive, and cone assembly	8.80	8.80
Squib, ignition (electric) (long wire) ..	23.75	23.75
Stabilizer and fuze assembly	11.421	11.421
Stabilizer tube (exposed portion after assembly)	(Approx.) 6	(Approx.) 6
Fin	5.421	5.421
c. Diameter:		Inches
Body, ogive, and cone assembly	2.245	2.245
Fin (maximum diameter) .. (Approx.)	2.313	(Approx.) 2.313
d. Miscellaneous:		
Muzzle velocity	265 ft-per sec	265 ft per sec
Maximum range	700 yds	700 yds
Propelling charge burning time	(Approx.) .03 sec	(Approx.) .03 sec
Type of fuze	Direct action, nondelay	None

References

- SNL S-9
- Drawing No. 82-6-3 (C/R)
- Specification No. AXS-788
- TM 9-294
- TM 9-1900

SMALL ARMS, LIGHT FIELD MORTARS, AND 20-MM AIRCRAFT GUNS

Section VII

DATA

	Paragraph
Conversion factors	150
Natural sines and cosines of large angles in mils.....	151
Natural sines and cosines of small angles in mils.....	152
Table of squares.....	153
Ratio of air density at any altitude to density on the ground ..	154
Ballistic tables	155
Space and time table (based on Ingalls' Tables).....	156
Range table: cartridge, ball, cal. .30, M2.....	157
Range table: cartridge, carbine, cal. .30, M1.....	158
Range table: cartridge, ball, cal. .45, M1911.....	159
Range table: cartridge, ball, cal. .50, M2, and cartridge, armor-piercing, cal. .50, M2	160
	Page
Cartridge terminology (fig. 144)	257
Projectile trajectory and pertaining nomenclature (fig. 145) ..	263

DATA

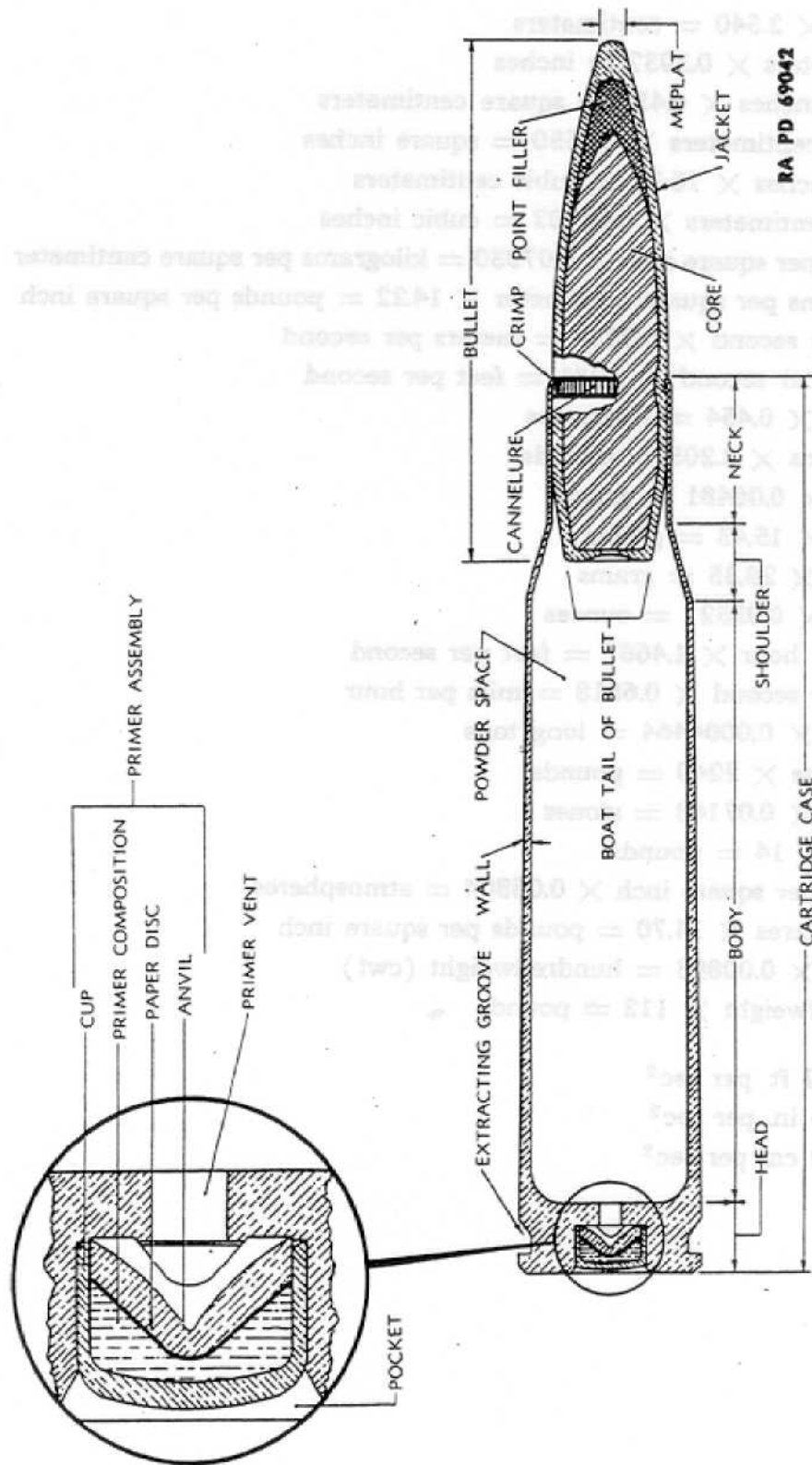


Figure 144—Cartridge Terminology

SMALL ARMS, LIGHT FIELD MORTARS, AND 20-MM AIRCRAFT GUNS

150. CONVERSION FACTORS.

Inches \times 2.540 = centimeters

Centimeters \times 0.3937 = inches

Square inches \times 6.452 = square centimeters

Square centimeters \times 0.1550 = square inches

Cubic inches \times 16.39 = cubic centimeters

Cubic centimeters \times 0.06102 = cubic inches

Pounds per square inch \times 0.07030 = kilograms per square centimeter

Kilograms per square centimeter \times 14.22 = pounds per square inch

Feet per second \times 0.3048 = meters per second

Meters per second \times 3.281 = feet per second

Pounds \times 0.454 = kilograms

Kilograms \times 2.205 = pounds

Grains \times 0.06481 = grams

Grams \times 15.43 = grains

Ounces \times 28.35 = grams

Grams \times 0.03527 = ounces

Mils per hour \times 1.4667 = feet per second

Feet per second \times 0.6818 = mils per hour

Pounds \times 0.000464 = long tons

Long tons \times 2240 = pounds

Pounds \times 0.07143 = stones

Stones \times 14 = pounds

Pounds per square inch \times 0.06804 = atmospheres

Atmospheres \times 14.70 = pounds per square inch

Pounds \times 0.00893 = hundredweight (cwt)

Hundredweight \times 112 = pounds

$g = 32.2$ ft per sec²

$g = 386$ in. per sec²

$g = 980$ cm per sec²

DATA

151. NATURAL SINES AND COSINES OF LARGE ANGLES IN MILS.

Angle	Sine	Dif- ference per mil	Cosine	Dif- ference per mil	Angle	Sine	Dif- ference per mil	Cosine	Dif- ference per mil
0	0.0000	9.8	1.0000	0.1	800	0.7071	6.9	0.7071	6.9
25	0.0245	9.8	0.9997	0.4	825	0.7242	6.8	0.6895	7.1
50	0.0491	9.8	0.9988	0.6					
75	0.0736	9.8	0.9973	0.8	850	0.7410	6.7	0.6716	7.2
100	0.0980	9.8	0.9952	1.1	875	0.7572	6.5	0.6532	7.4
					900	0.7730	6.3	0.6344	7.5
125	0.1224	9.7	0.9925	1.3	925	0.7884	6.2	0.6152	7.7
150	0.1467	9.7	0.9892	1.6	950	0.8032	5.9	0.5957	7.8
175	0.1710	9.6	0.9853	1.8					
200	0.1951	9.6	0.9808	2.0	975	0.8176	5.8	0.5758	8.0
225	0.2191	9.6	0.9757	2.3	1000	0.8315	5.6	0.5556	8.3
250	0.2430	9.5	0.9700	2.5	1025	0.8449	5.4	0.5350	8.3
					1050	0.8577	5.1	0.5141	8.4
275	0.2667	9.5	0.9638	2.8	1075	0.8701	5.0	0.4929	8.5
300	0.2903	9.4	0.9569	3.0					
325	0.3137	9.3	0.9495	3.2	1100	0.8819	4.7	0.4714	8.6
350	0.3369	9.2	0.9415	3.4	1125	0.8932	4.5	0.4498	8.7
375	0.3599	9.1	0.9330	3.6	1150	0.9040	4.3	0.4276	8.8
					1175	0.9142	4.1	0.4052	9.0
400	0.3827	9.0	0.9239	3.9	1200	0.9239	3.9	0.3827	9.0
425	0.4052	9.0	0.9142	4.1					
450	0.4276	8.8	0.9040	4.3	1225	0.9330	3.6	0.3599	9.1
475	0.4498	8.7	0.8932	4.5	1250	0.9415	3.4	0.3369	9.2
500	0.4714	8.6	0.8819	4.7	1275	0.9495	3.2	0.3137	9.3
					1300	0.9569	3.0	0.2903	9.4
525	0.4929	8.5	0.8701	5.0	1325	0.9638	2.8	0.2667	9.5
550	0.5141	8.4	0.8577	5.1					
575	0.5350	8.3	0.8449	5.4	1350	0.9700	2.5	0.2430	9.5
600	0.5556	8.3	0.8315	5.6	1375	0.9757	2.3	0.2191	9.6
625	0.5758	8.0	0.8176	5.8	1400	0.9808	2.0	0.1951	9.6
					1425	0.9853	1.8	0.1710	9.6
650	0.5957	7.8	0.8032	5.9	1450	0.9892	1.6	0.1467	9.7
675	0.6152	7.7	0.7884	6.2	1475	0.9925	1.3	0.1224	9.7
700	0.6344	7.5	0.7730	6.3					
725	0.6532	7.4	0.7572	6.5	1500	0.9952	1.1	0.0980	9.8
750	0.6716	7.2	0.7410	6.7	1525	0.9973	0.8	0.0736	9.8
					1550	0.9988	0.6	0.0491	9.8
775	0.6895	7.1	0.7242	6.8	1575	0.9997	0.4	0.0245	9.8
800	0.7071	6.9	0.7071	6.9	1600	1.0000	0.1	0.0000	9.8

SMALL ARMS, LIGHT FIELD MORTARS, AND 20-MM AIRCRAFT GUNS

152. NATURAL SINES AND COSINES OF SMALL ANGLES IN MILS.

Angle		Sine		Cosine	
	0	0.0000	1.0000		
	5	0.0049	1.0000		
	10	0.0098	1.0000		
	15	0.0147	0.9999		
	20	0.0196	0.9998		
	25	0.0245	0.9997		
	30	0.0294	0.9996		
	35	0.0344	0.9994		
	40	0.0393	0.9992		
	45	0.0442	0.9990		
	50	0.0491	0.9988		

DATA

153. TABLE OF SQUARES.

Number	Square	Difference (Add 00)	Number	Square	Difference (Add 00)
1000	1 000 000	1025	2600	6 760 000	2625
1050	1 102 500	1075	2650	7 022 500	2675
1100	1 210 000	1125	2700	7 290 000	2725
1150	1 322 500	1175	2750	7 562 500	2775
1200	1 440 000	1225	2800	7 840 000	2825
1250	1 562 500	1275	2850	8 122 500	2875
1300	1 690 000	1325	2900	8 410 000	2925
1350	1 822 500	1375	2950	8 702 500	2975
1400	1 960 000	1425	3000	9 000 000	3025
1450	2 102 500	1475	3050	9 302 500	3075
1500	2 250 000	1525	3100	9 610 000	3125
1550	2 402 500	1575	3150	9 922 500	3175
1600	2 560 000	1625	3200	10 240 000	3225
1650	2 722 500	1675	3250	10 562 500	3275
1700	2 890 000	1725	3300	10 890 000	3325
1750	3 062 500	1775	3350	11 222 500	3375
1800	3 240 000	1825	3400	11 460 000	3425
1850	3 422 500	1875	3450	11 902 500	3475
1900	3 610 000	1925	3500	12 250 000	3525
1950	3 802 500	1975	3550	12 602 500	3575
2000	4 000 000	2025	3600	12 960 000	3625
2050	4 202 500	2075	3650	13 322 500	3675
2100	4 410 000	2125	3700	13 690 000	3725
2150	4 622 500	2175	3750	14 062 500	3775
2200	4 840 000	2225	3800	14 440 000	3825
2250	5 062 500	2275	3850	14 822 500	3875
2300	5 290 000	2325	3900	15 210 000	3925
2350	5 522 500	2375	3950	15 602 500	3975
2400	5 760 000	2425	4000	16 000 000	
2450	6 002 500	2475			
2500	6 250 000	2525			
2550	6 502 500	2575			

SMALL ARMS, LIGHT FIELD MORTARS, AND 20-MM AIRCRAFT GUNS

154. RATIO OF AIR DENSITY AT ANY ALTITUDE TO DENSITY ON THE GROUND.

$$H = e^{-0.03158 y}$$

where:

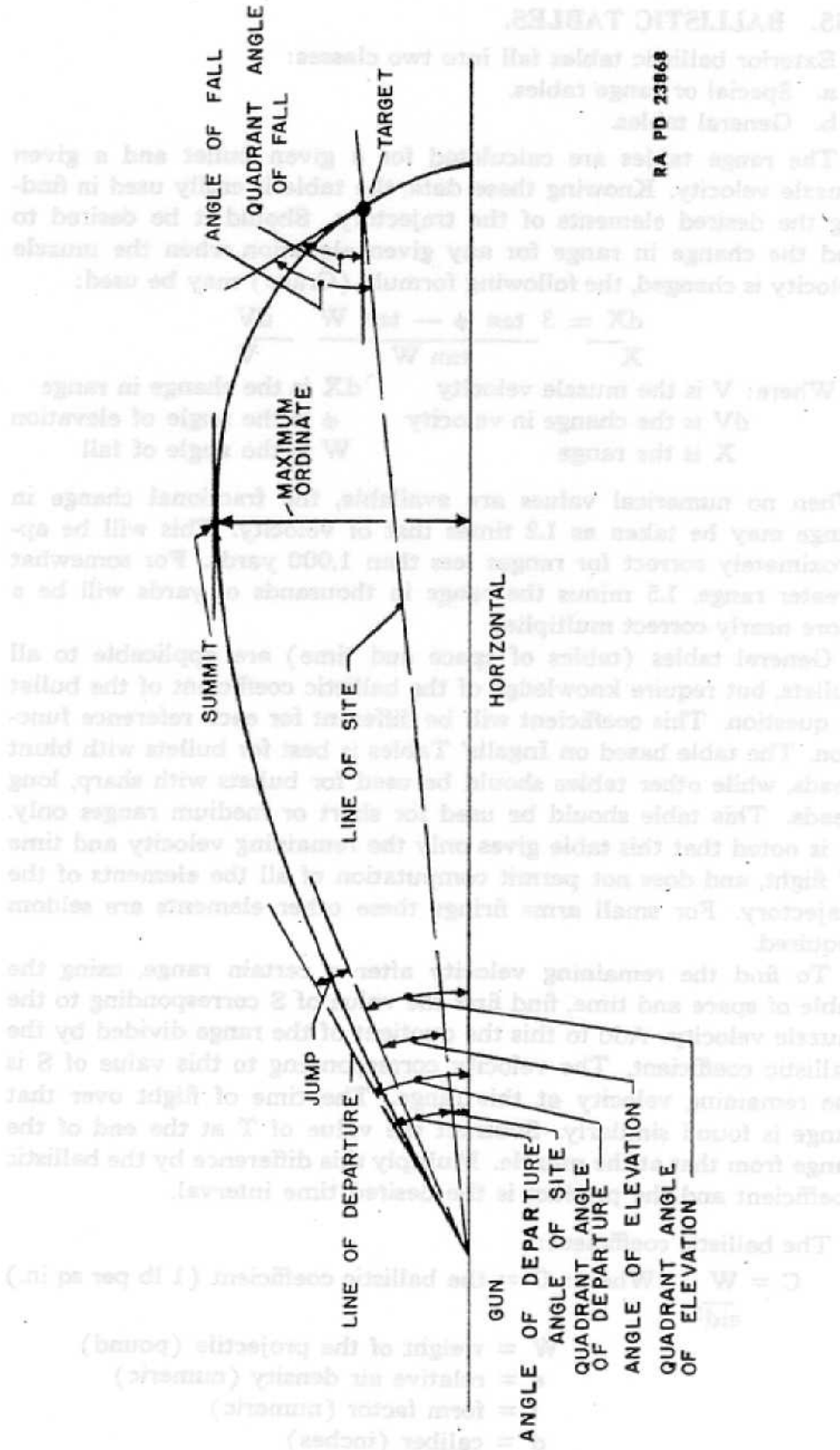
H = relative air density

e = 2.7818

y = altitude in thousands of feet

Altitude (y)	Relative air density (H)
0	1.000
2	0.939
4	0.881
6	0.827
8	0.777
10	0.729
12	0.685
14	0.643
16	0.603
18	0.566
20	0.532
22	0.500
24	0.469
26	0.440
28	0.413
30	0.388
32	0.364
34	0.342
36	0.321
38	0.301
40	0.283

DATA



RA PD 23868

Figure 145—Projectile Trajectory and Pertaining Nomenclature

SMALL ARMS, LIGHT FIELD MORTARS, AND 20-MM AIRCRAFT GUNS

155. BALLISTIC TABLES.

Exterior ballistic tables fall into two classes:

- a. Special or range tables.
- b. General tables.

The range tables are calculated for a given bullet and a given muzzle velocity. Knowing these data, the table is easily used in finding the desired elements of the trajectory. Should it be desired to find the change in range for any given elevation when the muzzle velocity is changed, the following formula (Cranz) may be used:

$$\frac{dX}{X} = 3 \frac{\tan \phi - \tan W}{\tan W} \frac{dV}{V}$$

Where: V is the muzzle velocity
 dV is the change in velocity
 X is the range

dX is the change in range
 φ is the angle of elevation
 W is the angle of fall

When no numerical values are available, the fractional change in range may be taken as 1.2 times that of velocity. This will be approximately correct for ranges less than 1,000 yards. For somewhat greater range, 1.5 minus the range in thousands of yards will be a more nearly correct multiplier.

General tables (tables of space and time) are applicable to all bullets, but require knowledge of the ballistic coefficient of the bullet in question. This coefficient will be different for each reference function. The table based on Ingalls' Tables is best for bullets with blunt heads, while other tables should be used for bullets with sharp, long heads. This table should be used for short or medium ranges only. It is noted that this table gives only the remaining velocity and time of flight, and does not permit computation of all the elements of the trajectory. For small arms firings these other elements are seldom required.

To find the remaining velocity after a certain range, using the table of space and time, find first the value of S corresponding to the muzzle velocity. Add to this the quotient of the range divided by the ballistic coefficient. The velocity corresponding to this value of S is the remaining velocity at this range. The time of flight over that range is found similarly. Subtract the value of T at the end of the range from that at the muzzle. Multiply this difference by the ballistic coefficient and the product is the desired time interval.

The ballistic coefficient:

$$C = \frac{W}{e i d^2} \quad \text{Where: } C = \text{the ballistic coefficient (1 lb per sq in.)}$$

W = weight of the projectile (pound)
 e = relative air density (numeric)
 i = form factor (numeric)
 d = caliber (inches)

DATA

156. SPACE AND TIME TABLE (BASED ON INGALLS' TABLES).

$$X = C S(V_r) - T(V_m)$$

$$t = C T(V_r) - T(V_m) - \cos \phi$$

V	S	Dif	T	Dif	V	S	Dif	T	Dif
4500	251	77	0.442	52	3000	1570	101	1.522	103
4400	328	78	0.494	54	2900	1671	104	1.625	109
4300	406	80	0.548	56	2800	1775	105	1.734	115
4200	486	81	0.604	59	2700	1880	107	1.849	121
4100	567	83	0.663	62	2600	1987	110	1.970	130
4000	650	85	0.725	64	2500	2097	113	2.100	139
3900	735	86	0.789	66	2400	2210	117	2.239	149
3800	821	88	0.855	71	2300	2327	120	2.388	160
3700	909	91	0.926	74	2200	2447	124	2.548	173
3600	1000	90	1.000	77	2100	2571	128	2.721	188
3500	1090	93	1.077	81	2000	2699	133	2.909	205
3400	1183	94	1.158	85	1900	2832	138	3.114	224
3300	1277	96	1.243	88	1800	2970	144	3.338	248
3200	1373	98	1.331	93	1700	3114	154	3.586	279
3100	1471	99	1.424	98	1600	3268	163	3.865	317
					1500		175	4.182	362
					1400	3606		4.544	

C = ballistic coefficient (lb per sq in.)
(referred to the Gavre function; i.e., C_g)

V = velocity (ft per sec)

t = time of flight (second)

φ = angle of elevation

X = range (yards)

SMALL ARMS, LIGHT FIELD MORTARS, AND 20-MM AIRCRAFT GUNS

157. RANGE TABLE: CARTRIDGE, BALL, CAL. .30, M2.

Muzzle velocity—2,700 feet per second

Range yards	Angles of elevation mils	Angle of fall mils	Time of flight seconds	Maximum ordinate feet	Remaining velocity feet per second
100	.7	1	.12	0	2490
200	1.5	2	.25	0	2290
300	2.4	3	.38	1	2090
400	3.4	4	.53	1	1890
500	4.6	6	.70	2	1700
600	6.0	9	.89	3	1530
700	7.7	12	1.11	5	1360
800	9.6	17	1.35	7	1220
900	11.9	22	1.62	11	1100
1000	14.6	28	1.91	15	1030

158. RANGE TABLE: CARTRIDGE, CARBINE, CAL. .30, M1.

Muzzle velocity—1,975 feet per second

$$C = 0.179 (G_1)$$

Range yards	Elevation mils	Angle of fall mils	Time of flight seconds	Terminal velocity feet per second
0	0.0	0.0	0.00	1974
100	1.5	1.7	0.17	1580
200	3.5	4.8	0.38	1265
300	6.2	9.4	0.64	1062
400	9.7	15.6	0.94	946
500	14.0	23.5	1.28	865

159. RANGE TABLE: CARTRIDGE, BALL, CAL. .45, M1911.

Muzzle velocity—920 feet per second

Range yards	Angle of elevation mils	Remaining velocity feet per second
25	2	894
50	3	871
75	5	850
100	6	831
125	8	814
150	10	798

DATA

160. RANGE TABLE: CARTRIDGE, BALL, CAL. .50, M2, AND
CARTRIDGE, ARMOR-PIERCING, CAL. .50, M2.

Muzzle velocity—2,935 feet per second

Range yards	Angle of elevation mils	Angle of fall mils	Time of flight seconds	Maximum ordinate feet	Remain- ing velocity feet per second
100	.6	.7	.11		2680
200	1.3	1.5	.22		2560
300	2.0	2.3	.34		2440
400	2.8	3.3	.47		2320
500	3.7	4.4	.60		2210
600	4.6	5.6	.74	1	2100
700	5.6	7.0	.89	1	1990
800	6.6	8.6	1.04	1	1880
900	7.7	10.4	1.20	2	1780
1000	8.9	12.4	1.38	2	1680
1100	10.2	14.7	1.57	3	1590
1200	11.6	17.4	1.76	4	1500
1300	13.1	20.5	1.96	5	1420
1400	14.8	24.1	2.18	6	1340
1500	16.6	28.2	2.41	8	1270
1600	18.5	32.8	2.66	10	1200
1700	20.6	37.8	2.92	12	1140
1800	22.9	43.3	3.18	14	1090
1900	25.4	49.2	3.45	16	1060
2000	28.1	55.5	3.74	19	1030
7200	581.3	1060.8	36.13	1500	560
7275	676.1	1151.8	40.24		570

SMALL ARMS, LIGHT FIELD MORTARS, AND 20-MM AIRCRAFT GUNS

Section VIII

REFERENCES

	Paragraph
Standard nomenclature lists	161
Explanatory publications	162

161. STANDARD NOMENCLATURE LISTS.

a. **Ammunition:**

Ammunition, fixed and semifixed, all types, including subcaliber for pack, light and medium field artillery, including complete round data	SNL R-1
Ammunition, revolver, automatic pistol, and submachine gun	SNL T-2
Ammunition, rifle, carbine, and automatic gun	SNL T-1
Ammunition, trench mortar, including fuzes, propelling charges, and other components	SNL R-4
Grenades, hand and rifle, and fuzing components	SNL S-4
Firing tables and trajectory charts	SNL F-69
Packing materials used by field service for small arms service ammunition	SNL T-5
Pyrotechnics, military, all types	SNL S-5
Rockets, all types, and components	SNL S-9
Shells, shotgun	SNL T-3

b. Bayonets and their scabbards SNL B-8

c. Carbine, cal. .30, M1 and M1A1 SNL B-28

d. Cart, hand (M3, M3A4, M4, M4A1, M5, M5A1, M6, and M6A1) SNL A-42

e. Gun, automatic, 20-mm, M1 and AN-M2 (aircraft) SNL A-47

f. **Machine guns:**

Gun, machine, cal. .30, Browning, M1917 and M1917A; and mounts SNL A-5

Gun, machine, cal. .30, Browning, M1919A4, fixed and flexible; M1919A5, fixed; and M1919A6, flexible; and ground mounts SNL A-6

REFERENCES

- Gun, machine, cal. .30, Browning, M2, aircraft, fixed, flexible, and flexible with fixed back plate SNL A-28
- Gun, machine, cal. .50, Browning, heavy barrel, fixed and flexible; and ground mounts SNL A-39
- Gun, machine, cal. .50, Browning, M2, heavy barrel, turret type SNL A-59
- Gun, machine, cal. .50, Browning, M2, water-cooled, fixed (Navy); and aircraft, basic (for Navy use only) SNL A-36
- Gun, machine, cal. .50, Browning, M2, water-cooled, flexible; and mounts SNL A-37
- Trainer, machine gun, A.A., M9 SNL A-56
- Trainer, machine gun (M3, M4, and M5) (caliber .22) SNL A-48
- g. Launchers:**
- Launcher, grenade, M1, M2, M7, and M8 SNL B-39
- Launcher, rocket, A.T., 2.36-in., M1 and M1A1 SNL B-36
- h. Mortars:**
- Mortar and mount, 60-mm, M2 SNL A-43
- Mortar and mount, 81-mm, M1 SNL A-33
- i. Mounts, small arms, for motor vehicles SNL A-55**
- j. Pistol, automatic, cal. .45, M1911 and M1911A1 SNL B-6**
- k. Projectors, pyrotechnic:**
- Discharger, pyrotechnic, AN-M5; and controller, remote, M2 SNL B-34
- Pistol, pyrotechnic, M2 SNL B-18
- Pistol, pyrotechnic, with mount, AN-M8 SNL B-33
- Pistol, Very, 10-gage, Mk. III and M5 SNL B-23
- Projector, signal, ground, M1 (with support) SNL B-19
- Projector, signal, ground, M1A1 (with support) SNL B-40
- Projector, signal, ground, M3 and M4 SNL B-24
- Projector, pyrotechnic, hand, M9 SNL B-38
- l. Revolver, Colt, cal. .45, M1917; and revolver, Smith & Wesson, cal. .45, M1917 SNL B-7**
- m. Rifles:**
- Rifle, automatic, cal. .30, Browning, M1918 and M1918A2 SNL A-4
- Rifle, U. S., cal. .22, M1922, M1922M1, and M2 SNL B-17

SMALL ARMS, LIGHT FIELD MORTARS, AND 20-MM AIRCRAFT GUNS

Rifle, cal. .22 (commercial)	SNL B-25
Rifle, U. S., cal. .30, M1	SNL B-21
Rifle, U. S., cal. .30, M1903, M1903A1, M1903A3, and M1903A4 (Sniper's)	SNL B-3
Rifle, U. S., cal. .30, M1917	SNL B-4
n. Shotguns	SNL B-9
o. Submachine guns:	
Gun, submachine, cal. .45, M3	SNL A-58
Gun, submachine, cal. .45, Thompson, M1928A1, M1, and M1A1	SNL A-32
p. Targets and target equipment; small arms	SNL L-1

Current Standard Nomenclature Lists are as tabulated here. An up-to-date list of SNL's is maintained as the "Ordnance Publications for Supply Index," now published in OFSB 1-1

162. EXPLANATORY PUBLICATIONS.

a. Ammunition:	
Ammunition condition report	O.O. 7235
Ammunition, general	TM 9-1900
Grenades (in preparation)	TM 9-1985
Grenades	FM 23-30
Instruction guide: Military explosives	TM 9-2900
Military pyrotechnics	TM 9-981
Range regulations for firing ammunition for training and target practice	AR 750-10
Small arms ammunition	OFSB 3-5
Small arms ammunition	TM 9-1990.
b. Automatic guns:	
Ordnance maintenance: 20-mm automatic gun M1 and 20-mm aircraft automatic gun AN-M2	TM 9-1227
20-mm automatic gun M1, and 20-mm aircraft automatic gun AN-M2	TM 9-227
c. Bayonet, M1905	FM 23-25
d. Carbine, cal. .30, M1 and M1A1:	
Ordnance maintenance: U. S. carbine, cal. .30, M1 and M1A1	TM 9-1276
U. S. carbine, cal. .30, M1	FM 23-7

REFERENCES

- e. Launcher, rocket, A.T. 2.36-in., M1A1 TM 9-294
- f. **Machine guns:**
- Antiaircraft machine gun trainer M9 TM 9-221
 - Browning machine gun, cal. .30, HB, M1919A4
(mounted in combat vehicles) FM 23-50
 - Browning machine gun, cal. .30, M1919A6 TM 9-206
 - Browning machine gun, cal. .30, M1917 FM 23-55
 - Browning machine gun, cal. .30, M2, aircraft—
fixed and flexible TM 9-205
 - Browning machine gun, cal. .50, HB, M2, ground FM 23-60
 - Browning machine gun, cal. .50, HB, M2
(mounted in combat vehicles) FM 23-65
 - Browning machine gun, cal. .50, M2, aircraft—
fixed and flexible TM 9-225
 - Browning machine gun, cal. .50, M2, water-
cooled, and mounts TM 9-226
 - Ordnance maintenance: Antiaircraft machine
gun trainer M9 TM 9-1221
 - Ordnance maintenance: Browning machine gun,
cal. .30, all types; U. S. machine gun, cal. .22,
and trainer, cal. .22 TM 9-1205
 - Ordnance maintenance: Browning machine
guns, cal. .50, all types TM 9-1225
- g. **Miscellaneous:**
- Coast artillery field manual FM 4-135
 - Instruction guide: Small arms accidents, mal-
functions, and their causes TM 9-2210
 - Ordnance safety manual O.O. 7224
 - Qualification in arms and ammunition training
allowances AR 775-10
- h. **Mounts:**
- Mount, tripod, machine gun, cal. .50, M3 OFSC 42
 - Machine gun mounts for trucks TM 9-224
 - Machine gun mounts for boats TM 9-230
- i. **Pistols:**
- Automatic pistol, cal. .45, M1911 and M1911A1 FM 23-35
 - Ordnance maintenance: Pistols and revolvers TM 9-1295

SMALL ARMS, LIGHT FIELD MORTARS, AND 20-MM AIRCRAFT GUNS

j. Projectors, pyrotechnic:

Ordnance maintenance: Pyrotechnic projectors, all types	TM 9-1290
Pyrotechnic projectors, all types.....	TM 9-290

k. Rifles:

Browning automatic rifle, cal. .30, M1918, with- out bipod	FM 23-20
Browning automatic rifle, cal. .30, M1918A2, with bipod	FM 23-15
Ordnance maintenance: Browning automatic rifle, cal. .30, all types.....	TM 9-1211
Ordnance maintenance: Rifles, U. S., cal. .30, M1903 and M1903A1.....	TM 9-1270
Ordnance maintenance: U. S. rifle, cal. .22, M1922, M1922M1 and M2.....	TM 9-1280
Ordnance maintenance: U. S. rifle, cal. .30, M1.....	TM 9-1275
U. S. rifle, cal. .22, M1922, M1922M1 and M2..	TM 9-280
U. S. rifle, cal. .30, M1.....	FM 23-5
U. S. rifle, cal. .30, M1903.....	FM 23-10
U. S. rifle, cal. .30, M1903A4 (sniper's).....	TM 9-270
U. S. rifle, cal. .30, M1917 (Enfield).....	FM 23-6

l. Revolver, Colt, cal. .45, M1917, and revolver, Smith & Wesson, cal. .45, M1917.....	FM 23-36
---	----------

m. Shotguns:

Ordnance maintenance: Shotguns, all types....	TM 9-1285
shotguns, all types.....	TM 9-285

n. Submachine guns:

Ordnance maintenance: Thompson submachine gun, cal. .45, M1928A1.....	TM 9-1215
Submachine gun, cal. .45, M3.....	TM 9-217
Thompson submachine gun, cal. .45, M1.....	FM 23-41
Thompson submachine gun, cal. .45, M1 (M1A1)	TM 9-215
Thompson submachine gun, cal. .45, M1928A1.	FM 23-40

o. Targets, target materials, and rifle range con- struction	TM 9-855
---	----------

REFERENCES

Reference Publications

Ballistics:

- ELEMENTS OF ORDNANCE. T. J. Hayes; New York: John Wiley & Sons, 1938
- HANDBUCH DER BALLISTIC. C. Cranz; Berlin: J. Springer, 1936
- TEXTBOOK OF SMALL ARMS. British War Office; London: H.M. Stationery Office, 1929
- THE BULLET'S FLIGHT FROM POWDER TO TARGET. F. W. Mann; Huntington, W. Va.: Standard Printing & Publishing Co., 1942

Weapons and Ammunition:

- A HISTORY OF FIREARMS. H. C. Pollard; London: Geoffrey Bles, 1926
- A HISTORY OF THE COLT REVOLVER. Belden and Haven; New York: William Morrow and Co., 1940
- AMERICAN SMALL ARMS. E. S. Farrow; New York: Bradford & Co., 1904
- AUTOMATIC ARMS. M. M. Johnson and C. T. Haven; New York: William Morrow and Co., 1941
- AUTOMATIC PISTOLS. H. C. Pollard; London: Pitman and Sons, 1920
- AUTOMATISCHE WAFFEN. P. Curti; Berlin: Huber & Co., 1936
- ELEMENTS OF ORDNANCE. T. J. Hayes; New York: John Wiley & Sons, 1938
- RIFLES AND AMMUNITION. Ominundsen and Robinson; New York: Funk, 1915
- TEXTBOOK OF FIREARMS INVESTIGATION. J. S. Hatcher; Small Arms Technical Publishing Co., 1935
- TEXTBOOK OF SMALL ARMS. British War Office; London: H. M. Stationery Office, 1929
- THE AMERICAN RIFLE. T. Whelen; New York: Century Co., 1918
- THE GUN AND ITS DEVELOPMENT. W. Greener; London: Cassell, Potter, Galpin & Co., 1881
- THE RIFLE IN AMERICA. P. Sharpe; New York: William Morrow and Co., 1938

INDEX

A	Page No.	Page No.
Adapter, grenade-projection, M1..	253	
Aircraft signals		
cartridge-type	239	
flare, parachute, M9A1.....	235	
rimless-type	237	
Ammunition		
adapter, grenade-projection, M1	253	
ammunition belts		
cal. .30, M1917 (250-rd.)...	223	
cal. .50, M7 (110-rd.).....	225	
ammunition boxes	233-234	
bandoleer, M1 (for 5-rd. and		
8-rd. clips)	222	
cartridge clips	226-229	
cartridges		
armor-piercing		
cal. .30, M2	182-183	
cal. .50, M2	201	
ball		
cal. .22, long rifle.....	177	
cal. .30, M2	184	
cal. .45, M1911.....	196	
cal. .50, M2	202-203	
blank		
cal. .30, M1909.....	186	
cal. .45, revolver, M1.....	198	
carbine, grenade, cal. .30,		
M6	181	
dummy		
cal. .30, carbine, M1.....	180	
cal. .30, M1906 (corru-		
gated)	187	
cal. .45, M1921.....	199	
cal. .50, M2	205	
guard, cal. .30, M1.....	188-189	
incendiary		
cal. .30, M1.....	190	
cal. .50, M1.....	207	
rifle grenade, cal. .30, M3....	191	
tracer		
cal. .30, M1.....	192-193	
cal. .30, M2.....	194-195	
cal. .50, M1.....	209	
flare, aircraft, parachute, M9A1..	235	
grenades	249-251	
lights, signal, Very.....	247	
link, disintegrating belt, 20-mm,		
M3	232	
metallic belt links.....	230-231	
mortar rounds		
-60-mm	219	
3-inch trench and 81-mm.....	221	
rocket, AT, 2.36-inch, M6A1 and		
rocket, AT, practice, 2.36-		
inch, M7A1	255	
shell, shotgun, 12-gage.....	211	
signals		
aircraft	237-239	
ground	241-245	
Automatic gun, 20-mm, M1 and		
AN-M2 (aircraft)	61	
Automatic pistols (See Pistols)		
B		
Ball cartridges		
cal. .22, long rifle.....	177	
cal. .30, M2.....	184	
cal. .45, M1911.....	196	
cal. .50, M2.....	202-203	
Ballistic tables, data.....	264	
Bandoleer, M1 (for 5-rd. and 8-rd.		
clips)	222	
Bayonets		
M7	146	
M1905	147	
M1917	149	
scabbard		
M3	147	
M7	146	
M1917	149	
Blank cartridges		
cal. .30, M1909.....	186	
cal. .45, revolver, M1.....	198	
Bobbing target, M1913.....	161	
Bullet, origin of rifling.....	2	
C		
Carbines		
cal. .30, M1.....	13	
cal. .30, M1A1.....	15	
Cartridge clips		
cal. .30, dummy (5-rd.).....	227	
cal. .30 (5-rd.).....	226	
cal. .30, U. S. rifle, M1 (8-rd.)..	228	
cal. .45, for revolver ball car-		
tridge	229	
Cartridges (See under Ammunition)		
Command, definition	3	
Conversion factors	258	

INDEX

Data	Page No.	Data	Page No.
		D	
ballistic tables	264	pasters, gummed, water- proofed	174
conversion factors	258	rolling, machine gun	169
natural sines and cosines ..	259-260	sliding, combination	171
range tables	266-267		
ratio of air density at any alti- tude to density on the ground	262	F	
space and time table (based on Ingalls' tables)	265	Flare, aircraft, parachute, M9A1 ..	235
table of squares	261		
Definition of technical terms	2-3	G	
Diameter of mortar rounds	219	Grenade launchers	
Disk, bayonet, practice, M1	159	M1	101
Dummy cartridges		M2	103
cal. .30, carbine, M1	180	M7	105
cal. .30, M1906 (corrugated) ...	187	M8	107
cal. .45, M1921	199	Grenades	
cal. .50, M2	205	AT, M9A1	249
		rifle, fragmentation, impact, M17 (T2)	251
E		Ground signals	
Elevator cradle, AA., cal. .50, M1 (for mount, tripod, machine gun, cal. .50, M3)	133	high-burst ranging, M27	241
Equipment		launcher-type	245
bayonet M7	146	projector-type	243
bayonet M1905	147	Gun type designation	61-63
bayonet M1917	149		
cart, hand, M3A4	155	H	
helmet, steel, M1	153	Hand cart, M3A4	155
holster, pistol, cal. .45, M3 (shoulder type)	154		
knife, trench, M3	145	I	
machine, link-loading		Incendiary cartridges	
cal. .30, M3	156	cal. .30, M1	190
cal. .50, M2	157	cal. .50, M1	207
20-mm, M4	158		
saber, officer's, M1907	151	L	
scabbard, bayonet, M7	146	Landscape targets	
scabbard, bayonet, M3	147	frame	173
scabbard, bayonet, M1917	149	series "A"	165
scabbard, saber, officer's, M1907	151	Lights, signal, Very	247
scabbard, trench knife, M8	145	Link, disintegrating belt, 20-mm, M3	232
targets			
balloon, rubber, M1	174	M	
bobbing, M1913	161	Machine gun rolling target	169
disk, bayonet, practice, M1 ...	159	Machine gun(s)	
frame, landscape	173	cal. .30, Browning	
"I," M1913	163	aircraft, M2, fixed	65
landscape, series "A"	165	aircraft, M2, flexible	67
"M" paper silhouette, tank, machine gun	167	M1917A1	69
		M1919A4, fixed	71
		M1919A4, flexible	73
		M1919A5, fixed	75
		M1919A6	77
		cal. .50, Browning	
		aircraft, basic, M2	79
		M2, HB, fixed	81

